



# *The* NEFF **COLLECTION**

BUILT-IN APPLIANCE CATALOGUE 2024





# Welcome to the NEFF COLLECTION

Designed with individuality at the core, to give NEFF customers the freedom to reflect their character in the kitchen.

This range of Flex Design appliances features exciting handles and side trims in four distinctive colours, to give kitchens the individual style that we know customers want. This range allows for the trims on the appliances to truly reflect style and accents across the kitchen – matching taps, handles, lighting and soft furnishings to create a kitchen that is not only beautifully designed, but truly reflects each customer's style and character.

This NEFF Collection brochure details the beautiful Flex Design ranges available with inspirational imagery and links to our website, where you can see the range brought to life. It is also a reference guide in how to navigate and how to order from the Flex Design range.



All NEFF Collection appliances come with 5 Years Warranty.



# Open for FLEXIBILITY



## Our first kitchen series that's as unique as you are.

At NEFF, we believe that openness is the key to everything creative. It's a mindset that we share with other open-minded and free-spirited hobby chefs and food lovers all around the world. People with an insatiable appetite for the extraordinary, and a constant craving for the unconventional – in and outside the kitchen. People that would always choose individuality over conformity.



- 1 Seamlessly combine a Compact Oven and a Single Oven with our 105cm Seamless Combination trim.
- 2 The new NEFF Flex Design trim allows you to add the accent trim to the Angled Glass Chimney hood, extending the accent colour across the kitchen.
- 3 Introducing the Twist Pad Flex® to accent the colour on the Induction Hob control. On selected models the Twist Pad Flex® can also be used to control the oven.
- 4 The NEFF Flex trim can also be added as a side strip to the Induction Hob to further complement the range.



# Open for CHARACTER

## Flex Design

Choose a finishing touch to match your kitchen's aesthetic – now and later!

Seamless Combination with Flex Design - watch your favourite appliances blend together seamlessly. Flex Design makes it simple to go from Brushed Bronze to Anthracite Grey. Choose your preferred colour at the time of purchase and swap it out later for a seamless blend without replacing your appliances. Twist Pad Flex® sold separately for ovens and built-in coffee machine.



## Open for INTUITION



## Twist Pad Flex®

Cooking is a sensual activity. The cook must be able to feel it all – from the texture of the food to the control over their instruments. Intuitively and instinctively to always stay in touch with what you are doing, we have now found a way for you to unleash your flow freely on multiple appliances: the magnetic Twist Pad Flex® ensures a precise and easy operation on your hob – but also on your oven and coffee machine. Just snap it on intuitively\*.

Activate your desired cooking zone on your hob by tilting and choose your power level by rotating this genius button. The light around the Twist Pad Flex® indicates the status of your cooking zone, whether it is heating or not. So whether brewing a cup of coffee or baking a birthday cake, the Twist Pad Flex® is ready to dial your appliance up a notch, so that you can control your appliances reliably and comfortably.



## Flex Control

Your appliances should work the way you cook - not the other way around. With Flex Control, your appliances adjust to your personal preferences.

Whether you swipe and tap the TFT Touch Control or guide a Twist Pad Flex®\* into place, the high resolution interface adapts automatically. Full Touch 3 display featuring the largest 6.8" Full Touch TFT display offers the flexibility to operate the appliance with the Twist Pad Flex®\* enabling ultimate flexibility and complete control while cooking the way you like. It also works on the coffee machine or you can operate this and all our appliances using the Home Connect app to make your favourite coffee. Operate your coffee machine intuitively with the Twist Pad Flex®\*.



## Get more with Home Connect

Be inspired and reduce food waste with free recipes in the Home Connect app and with our recipe partners. Achieving perfect results has never been easier. With Oven Assistant, simply use the Home Connect app or ask Alexa to find the perfect setting for your dish. For regularly used programmes, save these as favourites for super quick, convenient access, so you can concentrate on your cooking. Stay better connected with your guests with oven control and monitoring via smartphone, voice or smartwatch. No more dashing back and forth to the kitchen!







# Open for PERSONALISED STYLE

## Flex Trim finishes

It's details that make us special. Individual. Unmistakable. We believe your kitchen should be, too. That's why we've made it possible to personalise your appliances with the new NEFF Flex Design: interchangeable design elements such as handles and side trims in four distinctive colours for your oven, hood, hob, coffee machine and even your Twist Pad Flex®. Look forward to a Deep Black, Brushed Bronze, Metallic Silver or Anthracite Grey. And because kitchens grow and tastes change, the choice is also flexible. Simply swap out the design elements to suit your new style giving each appliance a lifetime of great taste.




Brushed Bronze



Anthracite Grey



Metallic Silver



Deep Black



## Easy to install

With Flex Design change is really easy: you can simply swap out design elements on your own, anytime you want to fit your new style.

*Scan this code to view a video to see how to install and change the Flex Design trims.*






Throughout this brochure we have used the Brushed Bronze images – follow this link to our webpage to see the other colours brought to life online.







*Brushed  
Bronze*



*Deep Black*








**OPEN FOR**

**INSPIRATION**

*Create a mood board to match your favourite trim to other kitchen accessories.*

*Anthracite Grey*



*Metallic Silver*



# *The seamless combination* **FAMILY**

The NEFF Flex Design range is not only available in four distinctive colours but the new seamless combination strips are available in seven lengths to allow for the ultimate in personalised installation solutions. Perfect when curating solutions, with a beautiful design aesthetic. These sizes allow for new combinations: stack a compact and a microwave, a single oven and a small warming drawer, or even two single ovens in a tall bank – the flexibility on installations has so many more possibilities.

There are 7 stackable sizes and within each you can have a variety of combinations to suit your cooking style.

60cm



75cm



88cm



90cm



98cm



105cm



120cm





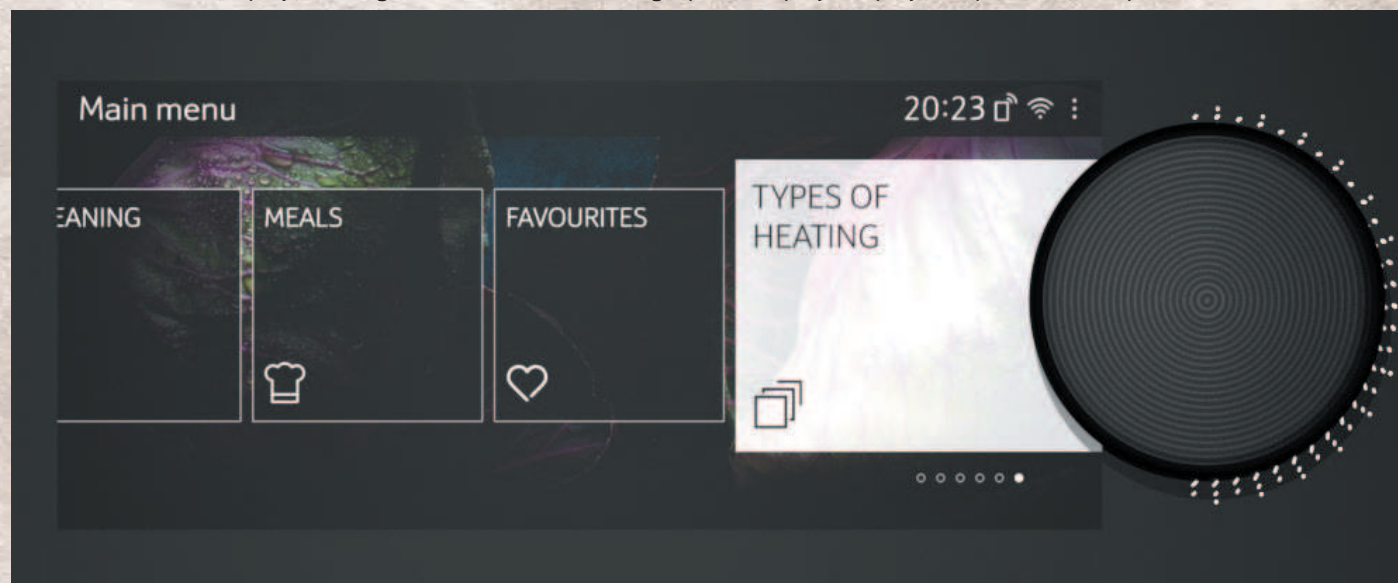
# Fascia Display Types

## HIERARCHY

Introducing our high resolution TFT touch screens. These screens show crystal clear graphics and are intuitive and responsive to touch. Aligned to the Collections, the screen size will vary from the largest 6.8" screen on our N90 Full Touch 3 screen, to the generous 3.1" screen on the N70 Full Touch 1 screen – all offering the same Touch Screen control. The N90 Full Touch 3 6.8" screen also features room for two Twist Pad Flex®, one on either side of the interface, enabling ultimate flexibility and complete control while cooking.

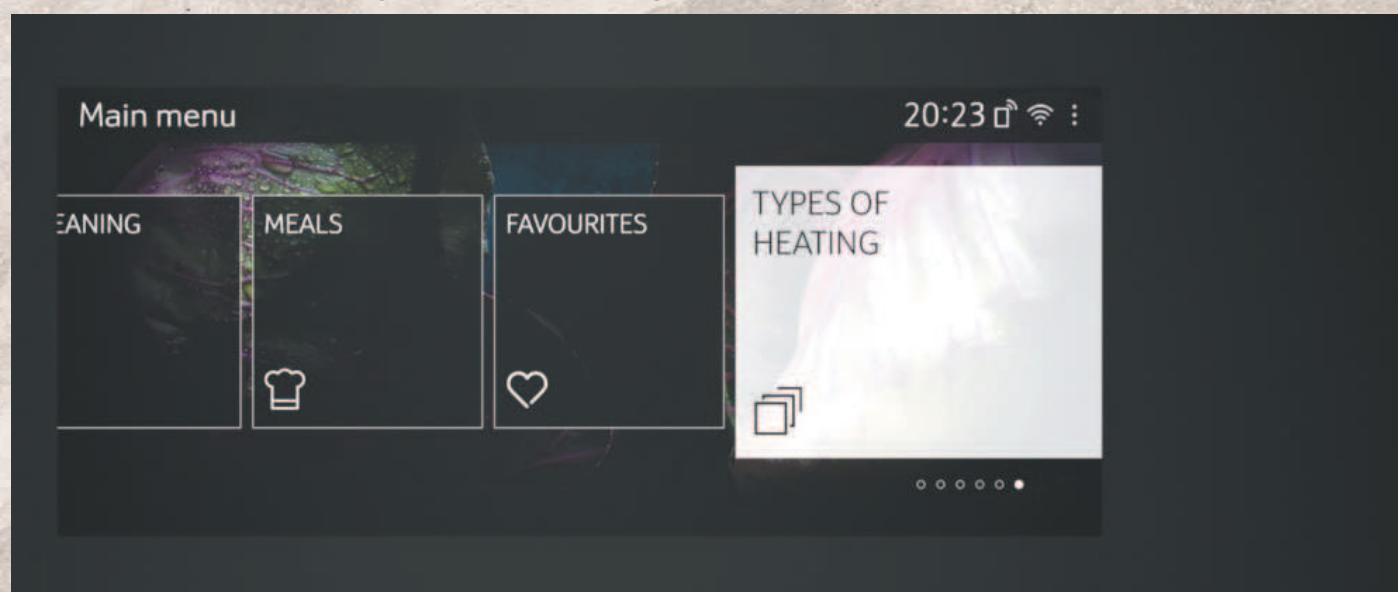
### N90 – Full Touch 3 - Shown here with Twist Pad Flex® in place

Full Touch Control display; 6.8" high resolution TFT colour graphics display. Display compatible with up to 2 Twist Pad Flex®\*.



### N90 – Full Touch 3 – Shown here in Full Touch mode

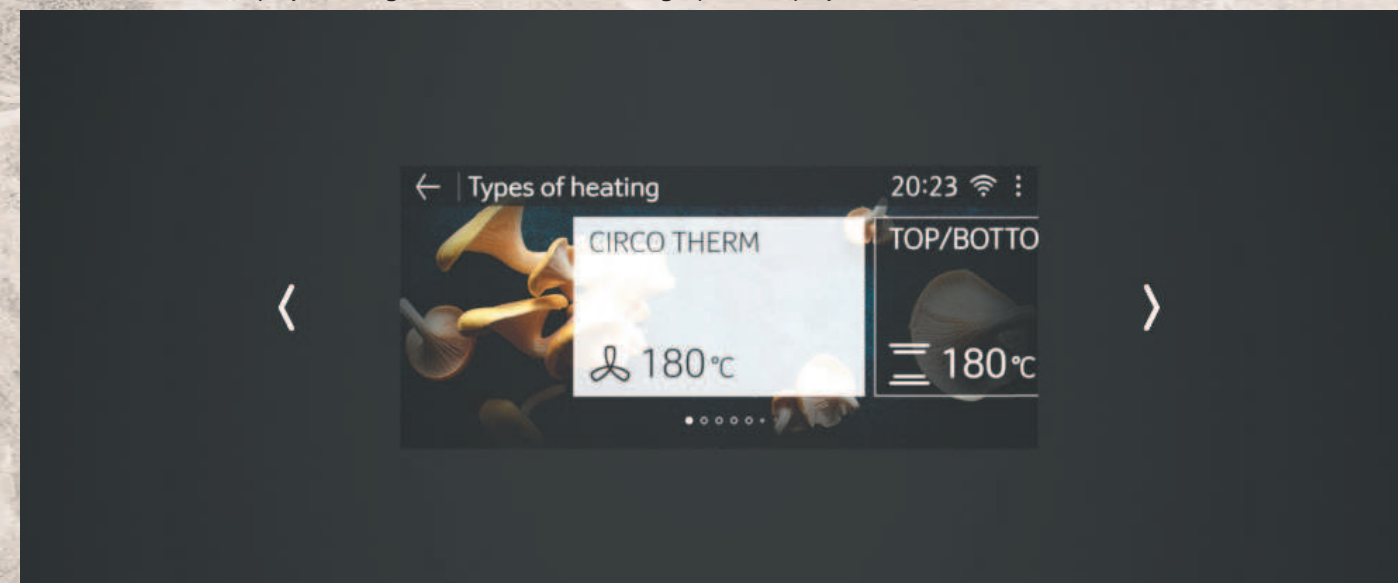
Full Touch Control display; 6.8" high resolution TFT colour graphics display. Compatible with Twist Pad Flex®.



\*The NEFF Twist Pad Flex® is an optional additional accessory that needs to be purchased separately. Full details are in the specification tables.

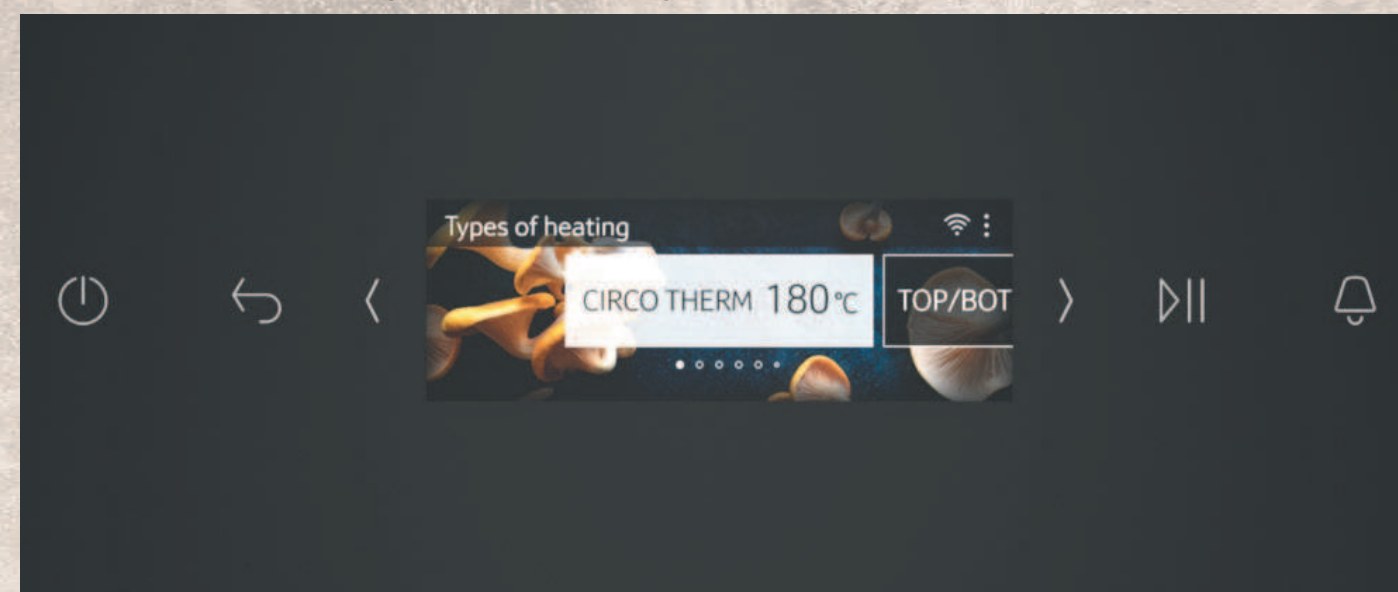
### N90 – Full Touch 2

Full Touch Control display; 4.1" high resolution TFT colour graphics display.



### N70 – Full Touch 1

Full Touch Control display; 3.7" high resolution TFT colour graphics display.







# Open for a personal TOUCH – OR A TWIST

To twist or not to twist – the choice is yours!

With Flex Control, your appliance adapts to you! Whether you swipe and tap the TFT Touch Control or guide a Twist Pad Flex® into place, the high-resolution interface adapts automatically. The premium Full Touch 3 - 6.8" surface also features room for two Twist Pad Flex®, one on either side of the interface, enabling ultimate flexibility and complete control while cooking. \*Twist Pad Flex® sold separately.

Below is an illustration of how the addition of the Twist Pad Flex® alters the controls.



## Full Touch 3 – shown as Full Touch

Shown here in Full Touch mode – where by tapping or swiping the screen the functions and temperature are set.



## Full Touch 3 – shown with one Twist Pad Flex®

Shown here with one Twist Pad Flex®. This can be placed on the right or the left of the display. By adding the Twist Pad Flex®, you can control the appliance using the dial and touch to set the functions and temperature.



## Full Touch 3 – shown with two Twist Pad Flex®

Shown here with two Twist Pad Flex® on the display panel. By adding two Twist Pad Flex® the operating panel will change to Classic Mode and the functions and temperature will be set using the dial functionality of the Twist Pad Flex®.



# Ultimate FLAVOUR AND TEXTURE

Cooking with steam isn't just cooking with steam, its temperature, volume and the precise moment it hits your food all play an important role in flavour and texture. This NEFF range has a variety of steam options to suit every cooking style.

## Vario Steam®

**Family feasts, cooked to perfection.**

Vario Steam® gives dishes just the right amount of moisture by adding steam at three intensity levels, meaning all your dishes retain their gorgeous colour and flavour. A low level is perfect if you're reheating a dish you've cooked earlier, and a higher level is great for baking bread.



## Intensive Steam (Full Steam)

**Intensify flavours and preserve nutrients.**

Experience Intensive Steam with the new Intensive Steam feature with 120°C heat that retains your ingredients' nutrients and taste, for deliciously moist and flavoursome results. The fixed water tank makes operation and refilling a breeze\*.

## Sous Vide

**For an explosion of flavour.**

Discover new flavours and textures with Sous Vide. Vacuum sealing your favourite meats, fruits, fish or vegetables and then using the Sous Vide setting to steam them at low temperatures allows them to retain their most natural and intense flavours. From tender salmon to juicy corn on the cob, each dish remains a pure delight. And for a special touch, you can quickly sear meats before serving to give them a mouthwatering crust!





# How to order with FLEX DESIGN

Our introduction to Flex Design within the NEFF Collection has tried to inspire you with all the possibilities that this new NEFF Collection brings you.

The ability to customise appliances to your customers' needs while offering all the fantastic features and functions that NEFF delivers. The following chapters focus on the detail of how exactly you go about ordering and installing these appliances.



## Perfect alignment



### Perfect alignment horizontally and vertically

The range has been considered to give perfect alignment across the value classes and all configurations are available in every colour.

## Single appliance

## Seamless Combination

## Step-by-step approach to ordering

Whether you are ordering a single appliance or a suite of appliances to seamlessly combine vertically and horizontally, the following section will guide you through the process.


- If ordering single appliances, our step-by-step guide details the ordering process.
- If ordering multiple appliances to combine seamlessly, this process is also detailed.
- The guide navigates you, in a clear way, through the model codes to include when ordering.
- At the end of the seamless combination section we have included furniture installation guides.
- Further details on installation and colours can be seen by scanning our QR code where we will host videos online.

## Customise to your style

Customising your appliance to match your kitchen is a concept that allows you to match oven trims and selected surface cooking and hoods to match the colours in the kitchen. Every appliance detailed in the next section is available in all four Flex Design trims.




Brushed  
Bronze



Anthracite  
Grey



Metallic  
Silver



Deep Black



To make the ordering of the Flex Design range easy, this page shows the stages in ordering a single appliance or a suite of appliances to install seamlessly. The follow pages are an extensive guide with codes and installation apertures for furniture.

# The way the concept works – single appliance

Our Flex Design concept is designed to build the appliance to the individual design requirement. The appliance is “blank” – choose the appliance you want to specify and then add the Flex Design trims in the chosen colour to create the final product. The Flex Design trim includes the handle and the side trim to the personalised colour required.

Follow the three easy steps below to configure your desired single appliance. <sup>1</sup>

Flex Design Trim is available in four distinctive colours.



	STEP 1 CHOOSE YOUR APPLIANCE	STEP 2 CHOOSE YOUR FLEX DESIGN TRIM	STEP 3 YOUR COMPLETE SET READY TO INSTALL
N90 FULL TOUCH 3 – 6.8" DISPLAY APPLIANCES	<p>Full Touch 3 appliance operates as a Full Touch interface. An optional one or two Twist Pad Flex® can be added to enable dial control. <b>See page 17 for more details.</b></p> <p>Blank Appliance Model Number: B69VY7MY0</p>	<p>Flex Design Trim Model Numbers: Z9060BY0 + Z9801TWBY0 Twist Pad Flex®</p>	<p>Complete Appliance Model Numbers: B69VY7MY0 + Z9060BY0 + Z9801TWBY0</p>
N90 FULL TOUCH 2 – 4.1" DISPLAY AND N70 FULL TOUCH 1 – 3.7" DISPLAY APPLIANCES	<p>Blank Appliance Model Number: B69FS5CY0A</p>	<p>Flex Design Trim Model Number: Z9060BY0</p>	<p>Complete Appliance Model Numbers: B69FS5CY0A + Z9060BY0</p>

<sup>1</sup>Appliance examples shown with Brushed Bronze Flex Design Trim.  
<sup>2</sup>The Intermediate platform is required when installing an oven on top of another oven and is a Required Accessory.

# The way the concept works – combining multiple appliances

Consideration has been made when installing the appliances seamlessly and the NEFF Collection Range of Flex Design appliances allows for more freedom when combining appliances. In the same way as choosing a single appliance, when you want to combine them the process is the same but you need to find the right installation trim that matches your combination (see variations on pages 28-45).

Configure your desired seamless combination following the three easy steps below. Some combinations require additional installation accessories fully detailed in this section.

	STEP 1 CHOOSE YOUR APPLIANCES AND INSTALLATION COMBINATION	STEP 2 CHOOSE FLEX TRIM AND ACCESSORIES	STEP 3 YOUR COMPLETE SET READY TO INSTALL
N90 FULL TOUCH 3 – 6.8" DISPLAY APPLIANCES	<p>Blank Appliances Model Numbers: B69FY5CX0 + C29MY7MY0 + N29XA11Y1</p>	<p>Flex Design Trim Model Numbers: 2 x Z9801TWBY0 Twist Pad Flex® + Z912BBY0 + Z11SZ00X1 <sup>2</sup></p>	<p>Complete Appliance Model Numbers: B69FY5CX0 + C29MY7MY0 + N29XA11Y1 + 2 x Z9801TWBY0 + Z912BBY0 + Z11SZ00X1</p>
N90 FULL TOUCH 2 – 4.1" DISPLAY AND N70 FULL TOUCH 1 – 3.7" DISPLAY APPLIANCES	<p>Blank Appliances Model Numbers: B69FS5CY0A + C29FS3AY0 + N29XA11Y1</p>	<p>Flex Design Trim Model Numbers: Z912BBY0 + Z11SZ00X1 <sup>2</sup></p>	<p>Complete Appliance Model Numbers: B69FS5CY0A + C29FS3AY0 + N29XA11Y1 + Z912BBY0 + Z11SZ00X1</p>

Twist Pad Flex® is an additional accessory for N90 Full Touch 3 display appliances only.

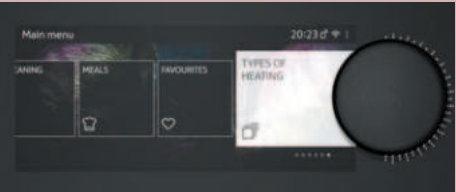



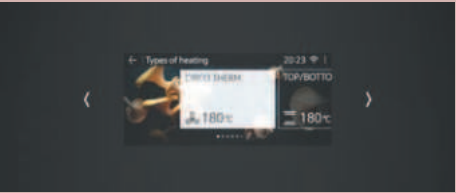



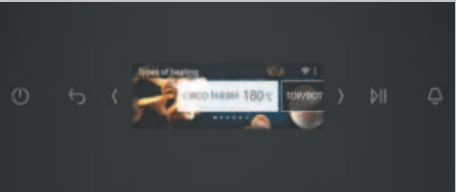






# Flex Design Oven Range

All single ovens have:

- Slide and Hide® with Soft Open / Close door and rotating handle
- Multipoint Temperature Probe
- 1 pair Telescopic Rails
- Circo Therm®
- Home Connect











DISPLAY TYPE	SLIDE AND HIDE® SINGLE OVENS - WITH ROTATING HANDLE AND SOFT/OPEN CLOSE		
	WITH INTENSIVE STEAM	WITH VARIO STEAM®	
 <p>FULL TOUCH 3 - 6.8" FULL TOUCH TFT DISPLAY</p> <p>*Optional Twist Pad Flex® can be installed on Full Touch 3 only</p>	 <p><b>B69FY5CX0</b></p> <ul style="list-style-type: none"><li>• 23 Functions</li><li>• Intensive Steam - with fixed water connection</li></ul>	 <p><b>B69VY7MY0</b></p> <ul style="list-style-type: none"><li>• 20 Functions</li><li>• Vario Steam®</li><li>• Pyrolytic</li></ul>	 <p><b>B69CY7MY0</b></p> <ul style="list-style-type: none"><li>• 14 Functions</li><li>• Pyrolytic</li></ul>
 <p>FULL TOUCH 2 - 4.1" FULL TOUCH TFT DISPLAY</p>	 <p><b>B69FS5CY0A</b></p> <ul style="list-style-type: none"><li>• 24 Functions</li><li>• Intensive Steam</li></ul>	 <p><b>B69VS7MY0A</b></p> <ul style="list-style-type: none"><li>• 21 Functions</li><li>• Vario Steam®</li><li>• Pyrolytic</li></ul>	 <p><b>B69CS7MY0B</b></p> <ul style="list-style-type: none"><li>• 14 Functions</li><li>• Pyrolytic</li></ul>
 <p>FULL TOUCH 1 – N70 3.7" FULL TOUCH TFT DISPLAY</p>			 <p><b>B59CR7KY0B</b></p> <ul style="list-style-type: none"><li>• 14 Functions</li><li>• Pyrolytic</li></ul>

DISPLAY TYPE	14CM DRAWERS		29CM DRAWER
	VACUUM DRAWER	WARMING DRAWER	WARMING DRAWER
All drawers have: <ul style="list-style-type: none"><li>• Push / pull opening</li><li>• 6 temperature settings</li></ul>	 <p><b>N29XA11Y1</b></p>	 <p><b>N29HA11Y1B</b></p>	 <p><b>N29HA11Y2</b></p>

All compact ovens have:

- Soft Open / Close door
- 1 pair Telescopic Rails
- Home Connect



COMPACT OVENS		COFFEE MACHINE	MICROWAVES	
WITH STEAM	WITH MICROWAVE		LEFT HINGED DOOR	RIGHT HINGED DOOR
 <p><b>C29FY5CX0</b></p> <ul style="list-style-type: none"><li>• 23 Functions</li><li>• Intensive Steam - with fixed water connection</li><li>• Multipoint Temperature Probe</li></ul>	 <p><b>C29MY7MY0</b></p> <ul style="list-style-type: none"><li>• 20 Functions</li><li>• Multipoint Temperature Probe</li><li>• Pyrolytic</li></ul>	 <p><b>CL9TX11X0</b></p> <ul style="list-style-type: none"><li>• 11 Functions</li></ul>		
 <p><b>C29FS3AY0</b></p> <ul style="list-style-type: none"><li>• 23 Functions</li><li>• Intensive Steam</li></ul>	 <p><b>C29MS7KY0</b></p> <ul style="list-style-type: none"><li>• 20 Functions</li><li>• Pyrolytic</li></ul>			
	 <p><b>C29MR21Y0B</b></p> <ul style="list-style-type: none"><li>• 16 Functions</li></ul>		 <p><b>NL9WR21Y1B</b></p> <ul style="list-style-type: none"><li>• Left Hinged Door</li><li>• Up to 900w</li><li>• 5 power levels</li></ul>	 <p><b>NR9WR21Y1B</b></p> <ul style="list-style-type: none"><li>• Right Hinged Door</li><li>• Up to 900w</li><li>• 5 power levels</li></ul>

14CM DRAWER
WARMING DRAWER
for seamless combination with Coffee Machine


<b>N29HA11Y2</b>



# Your guide to ordering a Single Appliance with Flex Design


## Single Ovens

Flex Design pack includes Single Oven Side Trims and Handle for 60cm NEFF Collection Flex Design Oven.

STEP 1 CHOOSE YOUR SINGLE OVEN				STEP 2 CHOOSE YOUR FLEX DESIGN TRIM		STEP 3 COMPLETED APPLIANCE
Collection	Display Size	Oven Type	Model Number	Finish	Model Number	
N90	Full Touch 3	Slide and Hide® Single Pyrolytic Oven with Vario Steam®	B69VY7MY0	Anthracite Grey	Z9060AY0	
N90	Full Touch 3	Slide and Hide® Single Pyrolytic Oven	B69CY7MY0			
N90	Full Touch 3	Slide and Hide® Single Oven with Intensive Steam	B69FY5CX0	Brushed Bronze	Z9060BY0	
N90	Full Touch 2	Slide and Hide® Single Pyrolytic Oven with Vario Steam®	B69VS7MY0A			
N90	Full Touch 2	Slide and Hide® Single Pyrolytic Oven	B69CS7MY0B	Deep Black	Z9060DY0	
N90	Full Touch 2	Slide and Hide® Single Oven with Intensive Steam	B69FS5CY0A			
N70	Full Touch 1	Slide and Hide® Single Pyrolytic Oven	B59CR7KY0B	Metallic Silver	Z9060MY0	


## Compact Ovens

Flex Design pack includes Compact Oven Side Trim and Handle for 45cm NEFF Collection Flex Design Oven.

STEP 1 CHOOSE YOUR COMPACT OVEN				STEP 2 CHOOSE YOUR FLEX DESIGN TRIM		STEP 3 COMPLETED APPLIANCE
Collection	Display Size	Oven Type	Model Number	Finish	Model Number	
N90	Full Touch 3	Compact Oven with Intensive Steam	C29FY5CX0	Anthracite Grey	Z9045AY0	
N90	Full Touch 3	Compact Oven with Microwave	C29MY7MY0	Brushed Bronze	Z9045BY0	
N90	Full Touch 2	Compact Oven with Intensive Steam	C29FS3AY0			
N90	Full Touch 2	Compact Oven with Microwave	C29MS7KY0	Deep Black	Z9045DY0	
N70	Full Touch 1	Compact Oven with Microwave	C29MR21Y0B	Metallic Silver	Z9045MY0	

## Microwaves

Flex Design pack includes 38cm Microwaves Side Trim for NEFF Collection Flex Design Microwave.

STEP 1 CHOOSE YOUR MICROWAVE OVEN				STEP 2 CHOOSE YOUR FLEX DESIGN TRIM		STEP 3 COMPLETED APPLIANCE
Collection	Display Size	Oven Type	Model Number	Finish	Model Number	
N70	Full Touch 1	38cm Microwave Oven - Left Hinged Door	NL9WR21Y1B	Anthracite Grey	Z9038AY0	
				Brushed Bronze	Z9038BY0	
N70	Full Touch 1	38cm Microwave Oven - Right Hinged Door	NR9WR21Y1B	Deep Black	Z9038DY0	
				Metallic Silver	Z9038MY0	

## Coffee Machine

Flex Design pack includes Coffee Machine Side Trims for NEFF Collection Flex Design Coffee Machine.

STEP 1

CHOOSE YOUR COFFEE MACHINE

Collection	Display Size	Coffee Machine Type	Model Number
N90	Full Touch 3	Compact Coffee Machine - Left Hinged Door	CL9TX11X0


STEP 2

CHOOSE YOUR FLEX DESIGN TRIM

Finish	Model Number
Anthracite Grey	ZC045AY0
Brushed Bronze	ZC045BY0
Deep Black	ZC045DY0
Metallic Silver	ZC045MY0

STEP 3

COMPLETED APPLIANCE



Model shown:

CL9TX11X0 Coffee Machine

ZC045BY0 Flex Design Trim

## 14cm Warming/Vacuum Drawers

Flex Design pack includes 14cm Side Trims for NEFF Collection 14cm Drawers.

STEP 1 CHOOSE YOUR DRAWER			STEP 2 CHOOSE YOUR FLEX DESIGN TRIM		STEP 3 COMPLETED APPLIANCE
Collection	Drawer Type	Model Number	Finish	Model Number	
N90/70	14cm Vacuum Drawer	N29XA11Y1	Anthracite Grey	Z9014AY0	
N90/70	14cm Warming Drawer	N29HA11Y1B	Brushed Bronze	Z9014BY0	
			Deep Black	Z9014DY0	
			Metallic Silver	Z9014MY0	

## 29cm Warming Drawer

Flex Design pack includes 29cm Side Trims for NEFF Collection 29cm Drawer.

STEP 1

CHOOSE YOUR DRAWER

Collection	Drawer Type	Model Number
N90/70	29cm Warming Drawer	N39HA11Y1B


STEP 2

CHOOSE YOUR FLEX DESIGN TRIM

Finish	Model Number
Anthracite Grey	Z9029AY0
Brushed Bronze	Z9029BY0
Deep Black	Z9029DY0
Metallic Silver	Z9029MY0

STEP 3


COMPLETED APPLIANCE




Model shown:

N39HA11Y1B 29cm Drawer

Z9029BY0 Flex Design Trim



Twist Pad Flex® is an additional accessory for N90 Full Touch 3 display appliances only.





# Your Guide To Cooking Seamless Combination Flex Design

The Flex Design range of Seamless Combination strips means there are many more ways to combine appliances. There are 7 strips and for some of the strips there are several combinations available. This following section includes the detail required to install every combination available.

Once a combination has been decided with the customer, this guide will navigate you through the aperture that this size will fit (line drawings and installation follow this section). For each combination we have included the guide to ordering.

Once you have decided what to combine and the installation you would like - find the illustrated example and choose the appliances - detailed alongside the illustration. Then choose the Flex Design trim in the chosen colour - each trim is configured with the correct amount of side trims and handles.

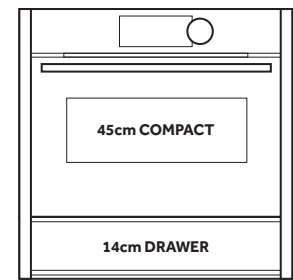
When the installation involves stacking an oven on another oven or compact oven, you require an intermediate shelf - code supplied. Finally if on selected Full Touch 3 models you want to add an optional Twist Pad Flex® then the codes are available.



## 60cm Trim – Compact Oven and Drawer

45cm Compact oven installed with a 14cm drawer

**STEP 1**  
CHOOSE YOUR COMPLETED COMBINATION



**STEP 2**  
SUITABLE APPLIANCES

CHOOSE YOUR COMPACT OVEN			
Collection	Display Size	Compact Oven Type	Model Number
N90	Full Touch 3 Display	Compact Oven with Intensive Steam	C29FY5CX0
N90	Full Touch 3 Display	Compact Oven with Microwave	C29MY7MY0
N90	Full Touch 2 Display	Compact Oven with Intensive Steam	C29FS3AY0
N90	Full Touch 2 Display	Compact Oven with Microwave	C29MS7KY0
N70	Full Touch 1 Display	Compact Oven with Microwave	C29MR21Y0B

CHOOSE YOUR DRAWER		
Collection	Drawer Type	Model Number
N90 / N70	14cm Vacuum Drawer	N29XA11Y1
N90 / N70	14cm Warming Drawer	N29HA11Y1B

**STEP 3**  
CHOOSE YOUR FLEX DESIGN TRIM.  
TRIM INCLUDES 2 X 60CM SIDE TRIMS AND 1 HANDLE

CHOOSE YOUR FLEX DESIGN TRIM	
Finish	Model Number
Anthracite Grey	Z9060AY0
Brushed Bronze	Z9060BY0
Deep Black	Z9060DY0
Metallic Silver	Z9060MY0

OPTIONAL ACCESSORY	
Twist Pad Flex® is an additional accessory for Full Touch 3 appliances.	
Finish	Model Number
Anthracite Grey	Z9801TWAY0
Brushed Bronze	Z9801TWBY0
Deep Black	Z9801TWDY0
Metallic Silver	Z9801TWMY0

**SUMMARY ORDER...**  
TO ACHIEVE THIS INSTALLATION ORDER THE FOLLOWING SUITE OF MODEL CODES

To combine a Full Touch 3 Flex Design Compact Oven with Microwave with a 14cm Drawer in Brushed Bronze with one optional Twist Pad Flex® order:

**C29MY7MY0**  
**N29HA11Y1B**  
**Z9060BY0**  
**Z9801TWBY0**

**Compact Oven**  
**14cm Drawer**  
**Flex Design Trim**  
**Twist Pad Flex® (optional)**

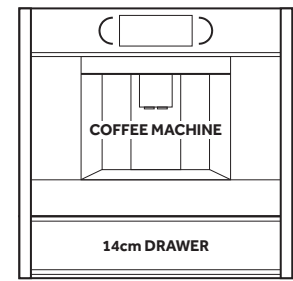


# 60cm Trim – Coffee Machine and Drawer

Coffee machine installed with 14cm drawer combination. The coffee machine requires an alternative 14cm warming drawer to install seamlessly - full details below.

STEP 1

CHOOSE YOUR COMPLETED COMBINATION



STEP 2

SUITABLE APPLIANCES

CHOOSE YOUR COMPACT OVEN			
Collection	Display Size	Compact Oven Type	Model Number
N90	Full Touch 3	Compact Coffee Machine - Left Hinged Door	CL9TX11X0

CHOOSE YOUR DRAWER		
Collection	Drawer Type	Model Number
N90 / N70	14cm Warming Drawer. For Seamless Installation with Coffee machine only.	N29HA11Y2

PLUS REQUIRED ACCESSORY	
Accessory For Coffee	ZC060TY0

STEP 3

CHOOSE YOUR FLEX DESIGN TRIM.  
TRIM INCLUDES 2 X 60CM SIDE TRIMS

CHOOSE YOUR FLEX DESIGN TRIM	
Finish	Model Number
Anthracite Grey	ZC060AY0
Brushed Bronze	ZC060BY0
Deep Black	ZC060DY0
Metallic Silver	ZC060MY0

SUMMARY ORDER...

TO ACHIEVE THIS INSTALLATION ORDER THE FOLLOWING SUITE OF MODEL CODES

To combine a Coffee machine with a 14cm Drawer in Brushed Bronze order:

CL9TX11X0  
N29HA11Y2  
  
ZC060TY0  
  
ZC060BY0

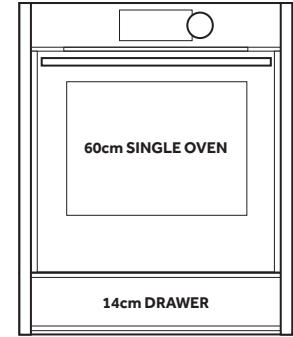
Coffee Machine  
14cm Warming Drawer  
Accessory for installation  
Flex Design Trim

# 75cm Trim – Single Oven and Drawer

60cm Single oven installed with 14cm drawer combination.

STEP 1

CHOOSE YOUR COMPLETED COMBINATION



STEP 2

SUITABLE APPLIANCES

CHOOSE YOUR SINGLE OVEN			
Collection	Display Size	Compact Oven Type	Model Number
N90	Full Touch 3	Slide and Hide® Single Pyrolytic Oven with Vario Steam®	B69VY7MY0
N90	Full Touch 3	Slide and Hide® Single Pyrolytic Oven	B69CY7MY0
N90	Full Touch 3	Slide and Hide® Single Oven with Intensive Steam	B69FY5CX0
N90	Full Touch 2	Slide and Hide® Single Pyrolytic Oven with Vario Steam®	B69VS7MY0A
N90	Full Touch 2	Slide and Hide® Single Pyrolytic Oven	B69CS7MY0B
N90	Full Touch 2	Slide and Hide® Single Oven with Intensive Steam	B69FS5CY0A
N70	Full Touch 1	Slide and Hide® Single Pyrolytic Oven	B59CR7KY0B

CHOOSE YOUR DRAWER		
Collection	Drawer Type	Model Number
N90 / N70	14cm Vacuum Drawer	N29XA11Y1
N90 / N70	14cm Warming Drawer	N29HA11Y1B

STEP 3

CHOOSE YOUR FLEX DESIGN TRIM.  
TRIM INCLUDES 2 X 75CM SIDE TRIMS AND 1 HANDLE.

CHOOSE YOUR FLEX DESIGN TRIM	
Finish	Model Number
Anthracite Grey	Z9075AY0
Brushed Bronze	Z9075BY0
Deep Black	Z9075DY0
Metallic Silver	Z9075MY0

OPTIONAL ACCESSORY

Twist Pad Flex® is an additional accessory for Full Touch 3 appliances.

Finish	Model Number
Anthracite Grey	Z9801TWAY0
Brushed Bronze	Z9801TWBY0
Deep Black	Z9801TWDY0
Metallic Silver	Z9801TWMY0

SUMMARY ORDER...

TO ACHIEVE THIS INSTALLATION ORDER THE FOLLOWING SUITE OF MODEL CODES

To combine a single oven with a 14cm drawer in Deep Black order:

B69FS5CY0A  
N29HA11Y1B  
Z9075DY0

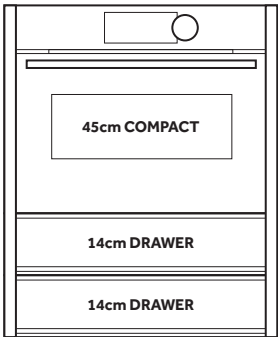
Single Oven  
14cm drawer  
Flex Design Trim



# 75cm Trim – Compact Oven and 2 x Drawers

60cm Single oven installed with 29cm drawer combination.

**STEP 1**  
CHOOSE YOUR COMPLETED COMBINATION



**STEP 2**  
SUITABLE APPLIANCES

CHOOSE YOUR COMPACT OVEN			
Collection	Display Size	Compact Oven Type	Model Number
N90	Full Touch 3	Compact Oven with Intensive Steam	C29FY5CX0
N90	Full Touch 3	Compact Oven with Microwave	C29MY7MY0
N90	Full Touch 2	Compact Oven with Intensive Steam	C29FS3AY0
N90	Full Touch 2	Compact Oven with Microwave	C29MS7KY0
N70	Full Touch 1	Compact Oven with Microwave	C29MR21Y0B

CHOOSE YOUR DRAWER		
Collection	Drawer Type	Model Number
N90 / N70	14cm Vacuum Drawer	N29XA11Y1
N90	14cm Warming Drawer	N29HA11Y1B

**STEP 3**  
CHOOSE YOUR FLEX DESIGN TRIM.  
TRIM INCLUDES – 2 X 75CM SIDE TRIMS AND 1 HANDLE

CHOOSE YOUR FLEX DESIGN TRIM	
Finish	Model Number
Anthracite Grey	Z9075AY0
Brushed Bronze	Z9075BY0
Deep Black	Z9075DY0
Metallic Silver	Z9075MY0

## OPTIONAL ACCESSORY

Twist Pad Flex® is an additional accessory for Full Touch 3 appliances.

Finish	Model Number
Anthracite Grey	Z9801TWAY0
Brushed Bronze	Z9801TWBY0
Deep Black	Z9801TWDY0
Metallic Silver	Z9801TWMY0

**SUMMARY ORDER...**  
TO ACHIEVE THIS INSTALLATION ORDER THE FOLLOWING SUITE OF MODEL CODES

To install a Compact oven and two 14cm drawers in Deep Black order:

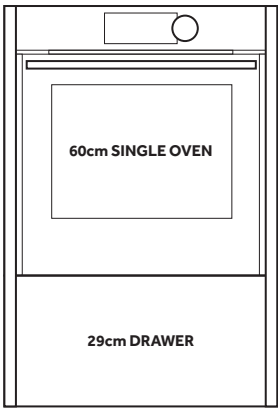
**B69FY5CX0** Compact Oven  
**N29HA11Y1** 14cm Warming Drawer  
**N29XA11Y2** 14cm Vacuum Drawer  
**Z9075DY0** Flex Design Trim

**\*In this installation the Vacuum drawer must always be installed at the bottom of the stack\***

# 88cm Trim – Single Oven and 29cm Drawer

60cm Single oven installed with 29cm drawer combination.

**STEP 1**  
CHOOSE YOUR COMPLETED COMBINATION



**STEP 2**  
SUITABLE APPLIANCES

CHOOSE YOUR SINGLE OVEN			
Collection	Display Size	Compact Oven Type	Model Number
N90	Full Touch 3	Slide and Hide® Single Pyrolytic Oven with Vario Steam®	B69VY7MY0
N90	Full Touch 3	Slide and Hide® Single Pyrolytic Oven	B69CY7MY0
N90	Full Touch 3	Slide and Hide® Single Oven with Intensive Steam	B69FY5CX0
N90	Full Touch 2	Slide and Hide® Single Pyrolytic Oven with Vario Steam®	B69VS7MY0A
N90	Full Touch 2	Slide and Hide® Single Pyrolytic Oven	B69CS7MY0B
N90	Full Touch 2	Slide and Hide® Single Oven with Intensive Steam	B69FS5CY0A
N70	Full Touch 1	Slide and Hide® Single Pyrolytic Oven	B59CR7KY0B

CHOOSE YOUR DRAWERS		
Collection	Drawer Type	Model Number
N90 / N70	29cm Warming Drawer	N39HA11Y1B

**STEP 3**  
CHOOSE YOUR FLEX DESIGN TRIM.  
TRIM INCLUDES 2 X 88CM SIDE TRIMS AND 1 HANDLE.

CHOOSE YOUR FLEX DESIGN TRIM	
Finish	Model Number
Anthracite Grey	Z990AAY0
Brushed Bronze	Z990ABY0
Deep Black	Z990ADY0
Metallic Silver	Z990AMY0

## OPTIONAL ACCESSORY

Twist Pad Flex® is an additional accessory for Full Touch 3 appliances.

Finish	Model Number
Anthracite Grey	Z9801TWAY0
Brushed Bronze	Z9801TWBY0
Deep Black	Z9801TWDY0
Metallic Silver	Z9801TWMY0

**SUMMARY ORDER...**  
TO ACHIEVE THIS INSTALLATION ORDER THE FOLLOWING SUITE OF MODEL CODES

To install a single oven and a deep 29cm warming drawer order in Metallic Silver order:

**B59CR7KY0B** Single Oven  
**N39HA11Y1B** 29cm Warming Drawer  
**Z990AMY0** Flex Design Trim

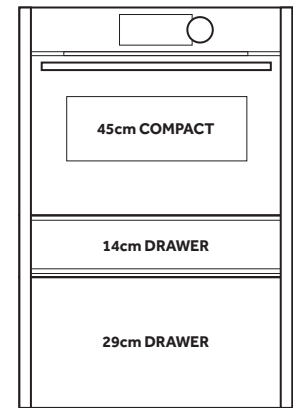


# 88cm Trim – Compact Oven, 14cm Drawer and 29cm Drawer

Compact oven installed with a 14cm warming drawer and a 29cm warming drawer.

STEP 1

CHOOSE YOUR COMPLETED COMBINATION



STEP 2

SUITABLE APPLIANCES

CHOOSE YOUR COMPACT OVEN			
Collection	Display Size	Compact Oven Type	Model Number
N90	Full Touch 3	Compact Oven with Intensive Steam	C29FY5CX0
N90	Full Touch 3	Compact Oven with Microwave	C29MY7MY0
N90	Full Touch 2	Compact Oven with Intensive Steam	C29FS3AY0
N90	Full Touch 2	Compact Oven with Microwave	C29MS7KY0
N70	Full Touch 1	Compact Oven with Microwave	C29MR21Y0B

CHOOSE YOUR DRAWERS		
Collection	Drawer Type	Model Number
N90 / N70	14cm Vacuum Drawer	N29XA11Y1
N90 / N70	14cm Warming Drawer	N29HA11Y1B
N90 / N70	29cm Warming Drawer	N39HA11Y1B

Within this combination the 29cm and 14cm can also be done with the 14cm drawer on the bottom - please refer to p.48 for full details.  
**If installing the 14cm vacuum drawer it must be the bottom appliance.**

STEP 3

CHOOSE YOUR FLEX DESIGN TRIM.  
TRIM INCLUDES – 2 X 88CM SIDE TRIMS AND 1 HANDLE.

CHOOSE YOUR FLEX DESIGN TRIM	
Finish	Model Number
Anthracite Grey	Z990AAy0
Brushed Bronze	Z990ABY0
Deep Black	Z990ADY0
Metallic Silver	Z990AMY0

OPTIONAL ACCESSORY

Twist Pad Flex® is an additional accessory for Full Touch 3 appliances.

Finish	Model Number
Anthracite Grey	Z9801TWAY0
Brushed Bronze	Z9801TWBY0
Deep Black	Z9801TWDY0
Metallic Silver	Z9801TWMY0

SUMMARY ORDER...

TO ACHIEVE THIS INSTALLATION ORDER THE FOLLOWING SUITE OF MODEL CODES

To install a Compact Oven with a 14cm Warming Drawer and a 29cm Warming Drawer with Brushed Bronze trim order:

C29FY5CX0  
N29HA11Y1  
N39HA11Y1B  
Z990ABY0

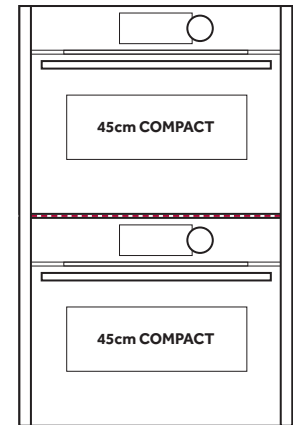
Compact Oven  
14cm Warming Drawer  
29cm Warming Drawer  
Flex Design Trim

# 90cm Trim – 2x Compact Ovens

2x 45cm Compact ovens.

STEP 1

CHOOSE YOUR COMPLETED COMBINATION



STEP 2

SUITABLE APPLIANCES

CHOOSE YOUR COMPACT OVEN			
Collection	Display Size	Compact Oven Type	Model Number
N90	Full Touch 3	Compact Oven with Intensive Steam	C29FY5CX0
N90	Full Touch 3	Compact Oven with Microwave	C29MY7MY0
N90	Full Touch 2	Compact Oven with Intensive Steam	C29FS3AY0
N90	Full Touch 2	Compact Oven with Microwave	C29MS7KY0
N70	Full Touch 1	Compact Oven with Microwave	C29MR21Y0B

PLUS REQUIRED PLATFORM

When installing an oven on top of an oven this requires an intermediate platform.

Intermediate Platform	Z11SZ00X1
-----------------------	-----------

STEP 3

CHOOSE YOUR FLEX DESIGN TRIM.  
TRIM INCLUDES – 2 X 90CM SIDE TRIMS AND 1 HANDLE

CHOOSE YOUR FLEX DESIGN TRIM	
Finish	Model Number
Anthracite Grey	Z990BAY0
Brushed Bronze	Z990BBY0
Deep Black	Z990BDY0
Metallic Silver	Z990BMY0

OPTIONAL ACCESSORY

Twist Pad Flex® is an additional accessory for Full Touch 3 appliances.

Finish	Model Number
Anthracite Grey	Z9801TWAY0
Brushed Bronze	Z9801TWBY0
Deep Black	Z9801TWDY0
Metallic Silver	Z9801TWMY0

SUMMARY ORDER...

TO ACHIEVE THIS INSTALLATION ORDER THE FOLLOWING SUITE OF MODEL CODES

To order 2 Compact Ovens in Deep Black order:

C29FS3AY0  
C29MS7KY0  
Z11SZ00X1  
Z990BDY0

Compact Oven  
Compact Oven  
Intermediate Platform  
Flex Design Trim

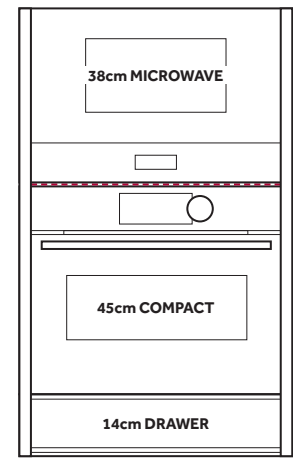


# 98cm Trim – Microwave, Compact Oven and Drawer

38cm Microwave installed with a 45cm compact oven and 14cm drawer combination.

STEP 1

CHOOSE YOUR COMPLETED COMBINATION



STEP 2

SUITABLE APPLIANCES

CHOOSE YOUR MICROWAVE OVEN			
Collection	Display Size	Microwave Oven Type	Model Number
N70	Full Touch 1	38cm Microwave Oven - Left Hinged Door	NL9WR21Y1B
N70	Full Touch 1	38cm Microwave Oven - Right Hinged Door	NR9WR21Y1B

CHOOSE YOUR COMPACT OVEN			
Collection	Display Size	Compact Oven Type	Model Number
N90	Full Touch 3	Compact Oven with Intensive Steam	C29FY5CX0
N90	Full Touch 3	Compact Oven with Microwave	C29MY7MY0
N90	Full Touch 2	Compact Oven with Intensive Steam	C29FS3AY0
N90	Full Touch 2	Compact Oven with Microwave	C29MS7KY0
N70	Full Touch 1	Compact Oven with Microwave	C29MR21Y0B

CHOOSE YOUR DRAWER		
Collection	Drawer Type	Model Number
N90 / N70	14cm Vacuum Drawer	N29XA11Y1
N90 / N70	14cm Warming Drawer	N29HA11Y1B

PLUS REQUIRED PLATFORM	
Intermediate Platform	Z11SZ00X1

STEP 3

CHOOSE YOUR FLEX DESIGN TRIM. TRIM INCLUDES – 2 X 98CM SIDE TRIMS AND 1 HANDLE

CHOOSE YOUR FLEX DESIGN TRIM	
Finish	Model Number
Anthracite Grey	Z9098AY0
Brushed Bronze	Z9098BY0
Deep Black	Z9098DY0
Metallic Silver	Z9098MY0

OPTIONAL ACCESSORY

Twist Pad Flex® is an additional accessory for Full Touch 3 appliances.

Finish	Model Number
Anthracite Grey	Z9801TWAY0
Brushed Bronze	Z9801TWBY0
Deep Black	Z9801TWDY0
Metallic Silver	Z9801TWMY0

SUMMARY ORDER...

TO ACHIEVE THIS INSTALLATION ORDER THE FOLLOWING SUITE OF MODEL CODES

To install a 38cm microwave with a compact oven and 14cm drawer in Anthracite Grey order:

NL9WR21Y1B

C29MR21Y0B

N29HA11Y1B

Z11SZ00X1

Z9098AY0

38cm Microwave

Compact Oven

14cm Warming Drawer

Intermediate Platform

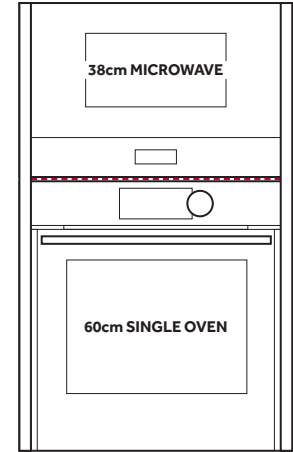
Flex Design Trim

# 98cm Trim – Microwave and Single Oven

38cm Microwave installed with 60cm single oven combination.

STEP 1

CHOOSE YOUR COMPLETED COMBINATION



STEP 2

SUITABLE APPLIANCES

CHOOSE YOUR MICROWAVE OVEN			
Collection	Display Size	Microwave Oven Type	Model Number
N70	Full Touch 1	38cm Microwave Oven - Left Hinged Door	NL9WR21Y1B
N70	Full Touch 1	38cm Microwave Oven - Right Hinged Door	NR9WR21Y1B

CHOOSE YOUR COMPACT OVEN			
Collection	Display Size	Compact Oven Type	Model Number
N90	Full Touch 3	Compact Oven with Intensive Steam	C29FY5CX0
N90	Full Touch 3	Compact Oven with Microwave	C29MY7MY0
N90	Full Touch 2	Compact Oven with Intensive Steam	C29FS3AY0
N90	Full Touch 2	Compact Oven with Microwave	C29MS7KY0
N70	Full Touch 1	Compact Oven with Microwave	C29MR21Y0B

PLUS REQUIRED PLATFORM	
Intermediate Platform	Z11SZ00X1

STEP 3

CHOOSE YOUR FLEX DESIGN TRIM. TRIM INCLUDES – 2 X 73.5CM SIDE TRIMS AND 1 HANDLE

CHOOSE YOUR FLEX DESIGN TRIM	
Finish	Model Number
Anthracite Grey	Z9098AY0
Brushed Bronze	Z9098BY0
Deep Black	Z9098DY0
Metallic Silver	Z9098MY0

OPTIONAL ACCESSORY

Twist Pad Flex® is an additional accessory for Full Touch 3 appliances.

Finish	Model Number
Anthracite Grey	Z9801TWAY0
Brushed Bronze	Z9801TWBY0
Deep Black	Z9801TWDY0
Metallic Silver	Z9801TWMY0

SUMMARY ORDER...

TO ACHIEVE THIS INSTALLATION ORDER THE FOLLOWING SUITE OF MODEL CODES

To order a 38cm Microwave and a Single Oven in Deep Black order:

NR9WR21Y1B

B59CR7KY0B

Z11SZ00X1

Z9098DY0

38cm Microwave

Single Oven

Intermediate Platform

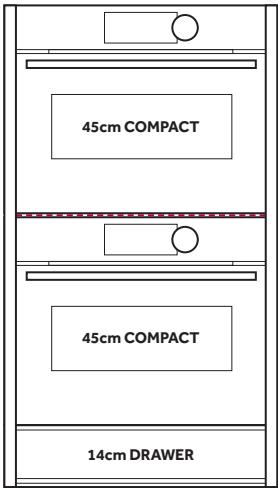
Flex Design Trim



105cm Trim – 2 x Compact Ovens and Drawer

2 x 45cm Compact ovens installed with a 14cm drawer combination.

STEP 1  
CHOOSE YOUR COMPLETED COMBINATION



STEP 2  
SUITABLE APPLIANCES

CHOOSE YOUR COMPACT OVEN			
Collection	Display Size	Compact Oven Type	Model Number
N90	Full Touch 3	Compact Oven with Intensive Steam	C29FY5CX0
N90	Full Touch 3	Compact Oven with Microwave	C29MY7MY0
N90	Full Touch 2	Compact Oven with Intensive Steam	C29FS3AY0
N90	Full Touch 2	Compact Oven with Microwave	C29MS7KY0
N70	Full Touch 1	Compact Oven with Microwave	C29MR21Y0B

CHOOSE YOUR DRAWER		
Collection	Drawer Type	Model Number
N90 / N70	14cm Vacuum Drawer	N29XA11Y1
N90 / N70	14cm Warming Drawer	N29HA11Y1B

PLUS REQUIRED PLATFORM	
Intermediate Platform	Z11SZ00X1

STEP 3  
CHOOSE YOUR FLEX DESIGN TRIM.  
TRIM INCLUDES – 2 X 105CM SIDE TRIMS AND 2 HANDLES

CHOOSE YOUR FLEX DESIGN TRIM	
Finish	Model Number
Anthracite Grey	Z9105AY0
Brushed Bronze	Z9105BY0
Deep Black	Z9105DY0
Metallic Silver	Z9105MY0

OPTIONAL ACCESSORY	
Twist Pad Flex® is an additional accessory for Full Touch 3 appliances.	
Finish	Model Number
Anthracite Grey	Z9801TWAY0
Brushed Bronze	Z9801TWBY0
Deep Black	Z9801TWDY0
Metallic Silver	Z9801TWMY0

SUMMARY ORDER...  
TO ACHIEVE THIS INSTALLATION ORDER THE FOLLOWING SUITE OF MODEL CODES

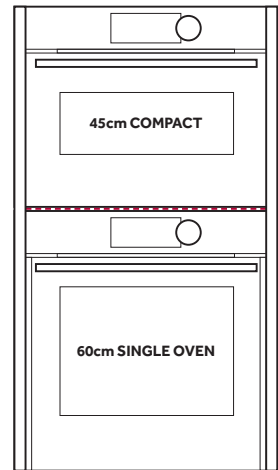
To install 2 compact ovens and a 14cm warming drawer in Deep Black order:

C29FY5CX0      Compact Oven  
C29MY7MY0      Compact Oven  
N29HA11Y1B      14cm Warming Drawer  
Z11SZ00X1      Intermediate Platform  
Z9105DY0      Flex Design Trim

105cm Trim – Compact Oven and Single Oven

45cm Compact oven installed with 60cm single oven combination.

STEP 1  
CHOOSE YOUR COMPLETED COMBINATION



STEP 2  
SUITABLE APPLIANCES

CHOOSE YOUR COMPACT OVEN			
Collection	Display Size	Compact Oven Type	Model Number
N90	Full Touch 3	Compact Oven with Intensive Steam	C29FY5CX0
N90	Full Touch 3	Compact Oven with Microwave	C29MY7MY0
N90	Full Touch 2	Compact Oven with Intensive Steam	C29FS3AY0
N90	Full Touch 2	Compact Oven with Microwave	C29MS7KY0
N70	Full Touch 1	Compact Oven with Microwave	C29MR21Y0B

CHOOSE YOUR SINGLE OVEN			
Collection	Display Size	Compact Oven Type	Model Number
N90	Full Touch 3	Slide and Hide® Single Pyrolytic Oven with Vario Steam®	B69VY7MY0
N90	Full Touch 3	Slide and Hide® Single Pyrolytic Oven	B69CY7MY0
N90	Full Touch 3	Slide and Hide® Single Oven with Intensive Steam	B69FY5CX0
N90	Full Touch 2	Slide and Hide® Single Pyrolytic Oven with Vario Steam®	B69VS7MY0A
N90	Full Touch 2	Slide and Hide® Single Pyrolytic Oven	B69CS7MY0B
N90	Full Touch 2	Slide and Hide® Single Oven with Intensive Steam	B69FS5CY0A
N70	Full Touch 1	Slide and Hide® Single Pyrolytic Oven	B59CR7KY0B

PLUS REQUIRED PLATFORM	
Intermediate Platform	Z11SZ00X1

STEP 3  
CHOOSE YOUR FLEX DESIGN TRIM.  
TRIM INCLUDES – 2 X 105CM SIDE TRIMS AND 2 X HANDLES

CHOOSE YOUR FLEX DESIGN TRIM	
Finish	Model Number
Anthracite Grey	Z9105AY0
Brushed Bronze	Z9105BY0
Deep Black	Z9105DY0
Metallic Silver	Z9105MY0

OPTIONAL ACCESSORY	
Twist Pad Flex® is an additional accessory for Full Touch 3 appliances.	
Finish	Model Number
Anthracite Grey	Z9801TWAY0
Brushed Bronze	Z9801TWBY0
Deep Black	Z9801TWDY0
Metallic Silver	Z9801TWMY0

SUMMARY ORDER...  
TO ACHIEVE THIS INSTALLATION ORDER THE FOLLOWING SUITE OF MODEL CODES

To install a compact oven with a single oven order in Brushed Bronze order:

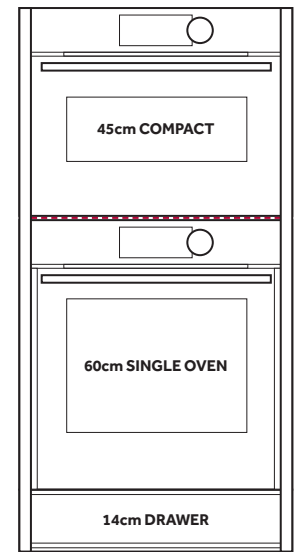
C29FS3AY0      Compact Oven  
B69CS7MY0B      Single Oven  
Z11SZ00X1      Intermediate Platform  
Z9105BY0      Flex Design Trim



120cm A Trim – Compact Oven, Single Oven and Drawer

A Compact oven with a single oven and a 14cm drawer.

STEP 1  
CHOOSE YOUR COMPLETED COMBINATION



STEP 2  
SUITABLE APPLIANCES

CHOOSE YOUR COMPACT OVEN			
Collection	Display Size	Compact Oven Type	Model Number
N90	Full Touch 3	Compact Oven with Intensive Steam	C29FY5CX0
N90	Full Touch 3	Compact Oven with Microwave	C29MY7MY0
N90	Full Touch 2	Compact Oven with Intensive Steam	C29FS3AY0
N90	Full Touch 2	Compact Oven with Microwave	C29MS7KY0
N70	Full Touch 1	Compact Oven with Microwave	C29MR21Y0B

CHOOSE YOUR SINGLE OVEN			
Collection	Display Size	Compact Oven Type	Model Number
N90	Full Touch 3	Slide and Hide® Single Pyrolytic Oven with Vario Steam®	B69VY7MY0
N90	Full Touch 3	Slide and Hide® Single Pyrolytic Oven	B69CY7MY0
N90	Full Touch 3	Slide and Hide® Single Oven with Intensive Steam	B69FY5CX0
N90	Full Touch 2	Slide and Hide® Single Pyrolytic Oven with Vario Steam®	B69VS7MY0A
N90	Full Touch 2	Slide and Hide® Single Pyrolytic Oven	B69CS7MY0B
N90	Full Touch 2	Slide and Hide® Single Oven with Intensive Steam	B69FS5CY0A
N70	Full Touch 1	Slide and Hide® Single Pyrolytic Oven	B59CR7KY0B

CHOOSE YOUR DRAWER		
Collection	Drawer Type	Model Number
N90 / N70	14cm Vacuum Drawer	N29XA11Y1
N90 / N70	14cm Warming Drawer	N29HA11Y1B

PLUS REQUIRED PLATFORM	
Intermediate Platform	Z11SZ00X1

STEP 3  
CHOOSE YOUR FLEX DESIGN TRIM.  
TRIM INCLUDES – 2 X 120CM SIDE TRIMS AND 2 HANDLES

CHOOSE YOUR FLEX DESIGN TRIM	
Finish	Model Number
Anthracite Grey	Z912AAy0
Brushed Bronze	Z912ABY0
Deep Black	Z912ADY0
Metallic Silver	Z912AMY0

OPTIONAL ACCESSORY	
Twist Pad Flex® is an additional accessory for Full Touch 3 appliances.	
Finish	Model Number
Anthracite Grey	Z9801TWAY0
Brushed Bronze	Z9801TWBY0
Deep Black	Z9801TWDY0
Metallic Silver	Z9801TWMY0

SUMMARY ORDER...  
TO ACHIEVE THIS INSTALLATION ORDER THE FOLLOWING SUITE OF MODEL CODES

To install a Compact oven, a Single oven and a 14cm Warming drawer in Brushed Bronze order:

C29MY7MY0  
B69FY5CX0  
N29XA11Y1

Compact Oven  
Single Oven  
14cm Vacuum Drawer

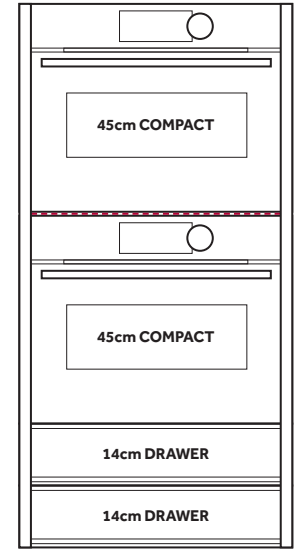
Z11SZ00X1  
Z912ABY0

Intermediate Platform  
Flex Design Trim

120cm A Trim – 2 x Compact Oven and 2 x Drawer

2 x Compact oven installed with 2 x 14cm drawer combination.

STEP 1  
CHOOSE YOUR COMPLETED COMBINATION



STEP 2  
SUITABLE APPLIANCES

CHOOSE YOUR COMPACT OVEN			
Collection	Display Size	Compact Oven Type	Model Number
N90	Full Touch 3	Compact Oven with Intensive Steam	C29FY5CX0
N90	Full Touch 3	Compact Oven with Microwave	C29MY7MY0
N90	Full Touch 2	Compact Oven with Intensive Steam	C29FS3AY0
N90	Full Touch 2	Compact Oven with Microwave	C29MS7KY0
N70	Full Touch 1	Compact Oven with Microwave	C29MR21Y0B

CHOOSE YOUR DRAWER		
Collection	Drawer Type	Model Number
N90 / N70	14cm Vacuum Drawer	N29XA11Y1
N90 / N70	14cm Warming Drawer	N29HA11Y1B

PLUS REQUIRED PLATFORM	
Intermediate Platform	Z11SZ00X1

STEP 3  
CHOOSE YOUR FLEX DESIGN TRIM.  
TRIM INCLUDES – 2 X 120CM SIDE TRIMS AND 2 HANDLES

CHOOSE YOUR FLEX DESIGN TRIM	
Finish	Model Number
Anthracite Grey	Z912AAy0
Brushed Bronze	Z912ABY0
Deep Black	Z912ADY0
Metallic Silver	Z912AMY0

OPTIONAL ACCESSORY	
Twist Pad Flex® is an additional accessory for Full Touch 3 appliances.	
Finish	Model Number
Anthracite Grey	Z9801TWAY0
Brushed Bronze	Z9801TWBY0
Deep Black	Z9801TWDY0
Metallic Silver	Z9801TWMY0

SUMMARY ORDER...  
TO ACHIEVE THIS INSTALLATION ORDER THE FOLLOWING SUITE OF MODEL CODES

2 x Compact Ovens and 2 x 14cm Drawers in Deep Black order:

C29FS3AY0  
C29MS7KY0  
N29HA11Y1B

Compact Oven  
Compact Oven  
14cm Warming Drawer

N29XA11Y1  
Z11SZ00X1  
Z912ADY0

14cm Vacuum Drawer  
Intermediate Platform  
Flex Design Trim

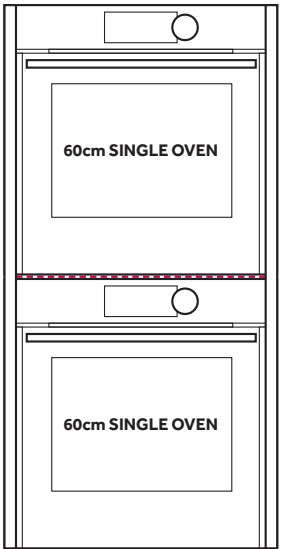
\*In this installation the Vacuum drawer must always be installed at the bottom of the stack\*



120cm B Trim – 2 x Single Ovens

2x Single ovens installed.

STEP 1  
CHOOSE YOUR COMPLETED COMBINATION



STEP 2  
SUITABLE APPLIANCES

CHOOSE YOUR SINGLE OVEN			
Collection	Display Size	Compact Oven Type	Model Number
N90	Full Touch 3	Slide and Hide® Single Pyrolytic Oven with Vario Steam®	B69VY7MY0
N90	Full Touch 3	Slide and Hide® Single Pyrolytic Oven	B69CY7MY0
N90	Full Touch 3	Slide and Hide® Single Oven with Intensive Steam	B69FY5CX0
N90	Full Touch 2	Slide and Hide® Single Pyrolytic Oven with Vario Steam®	B69VS7MY0A
N90	Full Touch 2	Slide and Hide® Single Pyrolytic Oven	B69CS7MY0B
N90	Full Touch 2	Slide and Hide® Single Oven with Intensive Steam	B69FS5CY0A
N70	Full Touch 1	Slide and Hide® Single Pyrolytic Oven	B59CR7KY0B

PLUS REQUIRED PLATFORM	
Intermediate Platform	Z11SZ00X1

STEP 3  
CHOOSE YOUR FLEX DESIGN TRIM.  
TRIM INCLUDES – 2 X 120CM SIDE TRIMS AND 2 X HANDLES

CHOOSE YOUR FLEX DESIGN TRIM	
Finish	Model Number
Anthracite Grey	Z912BAY0
Brushed Bronze	Z912BBY0
Deep Black	Z912BDY0
Metallic Silver	Z912BMY0

OPTIONAL ACCESSORY

Twist Pad Flex® is an additional accessory for Full Touch 3 appliances.

Finish	Model Number
Anthracite Grey	Z9801TWAY0
Brushed Bronze	Z9801TWBY0
Deep Black	Z9801TWDY0
Metallic Silver	Z9801TWMY0

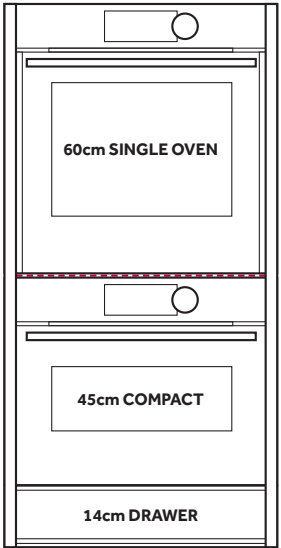
SUMMARY ORDER...  
TO ACHIEVE THIS INSTALLATION ORDER THE FOLLOWING SUITE OF MODEL CODES

To install 2 x Single Ovens with Metallic Silver Trim order:  
**B69VS7MY0A** Single Oven  
**B69CS7MY0B** Single Oven  
**Z11SZ00X1** Intermediate Platform  
**Z912AMY0** Flex Design Trim

120cm B Trim – Single Oven, Compact Oven and Drawer

Single oven with a compact oven and a 14cm drawer.

STEP 1  
CHOOSE YOUR COMPLETED COMBINATION



STEP 2  
SUITABLE APPLIANCES

CHOOSE YOUR SINGLE OVEN			
Collection	Display Size	Compact Oven Type	Model Number
N90	Full Touch 3	Slide and Hide® Single Pyrolytic Oven with Vario Steam®	B69VY7MY0
N90	Full Touch 3	Slide and Hide® Single Pyrolytic Oven	B69CY7MY0
N90	Full Touch 3	Slide and Hide® Single Oven with Intensive Steam	B69FY5CX0
N90	Full Touch 2	Slide and Hide® Single Pyrolytic Oven with Vario Steam®	B69VS7MY0A
N90	Full Touch 2	Slide and Hide® Single Pyrolytic Oven	B69CS7MY0B
N90	Full Touch 2	Slide and Hide® Single Oven with Intensive Steam	B69FS5CY0A
N70	Full Touch 1	Slide and Hide® Single Pyrolytic Oven	B59CR7KY0B

CHOOSE YOUR COMPACT OVEN			
Collection	Display Size	Compact Oven Type	Model Number
N90	Full Touch 3	Compact Oven with Intensive Steam	C29FY5CX0
N90	Full Touch 3	Compact Oven with Microwave	C29MY7MY0
N90	Full Touch 2	Compact Oven with Intensive Steam	C29FS3AY0
N90	Full Touch 2	Compact Oven with Microwave	C29MS7KY0
N70	Full Touch 1	Compact Oven with Microwave	C29MR21Y0B

CHOOSE YOUR DRAWER		
Collection	Drawer Type	Model Number
N90 / N70	14cm Vacuum Drawer	N29XA11Y1
N90 / N70	14cm Warming Drawer	N29HA11Y1B

PLUS REQUIRED PLATFORM	
Intermediate Platform	Z11SZ00X1

STEP 3  
CHOOSE YOUR FLEX DESIGN TRIM.  
TRIM INCLUDES – 2 X 120CM SIDE TRIMS AND 2 X HANDLES

CHOOSE YOUR FLEX DESIGN TRIM	
Finish	Model Number
Anthracite Grey	Z912BAY0
Brushed Bronze	Z912BBY0
Deep Black	Z912BDY0
Metallic Silver	Z912BMY0

OPTIONAL ACCESSORY

Twist Pad Flex® is an additional accessory for Full Touch 3 appliances.

Finish	Model Number
Anthracite Grey	Z9801TWAY0
Brushed Bronze	Z9801TWBY0
Deep Black	Z9801TWDY0
Metallic Silver	Z9801TWMY0

SUMMARY ORDER...  
TO ACHIEVE THIS INSTALLATION ORDER THE FOLLOWING SUITE OF MODEL CODES

To install a Single Oven, a compact oven with a 14cm Drawer in Anthracite Grey order:  
**B69CY7MY0** Single Oven  
**C29MY7MY0** Compact Oven  
**N29HA11Y1B** 14cm Warming Drawer  
**Z11SZ00X1** Intermediate Platform  
**Z912BAY0** Flex Design Trim

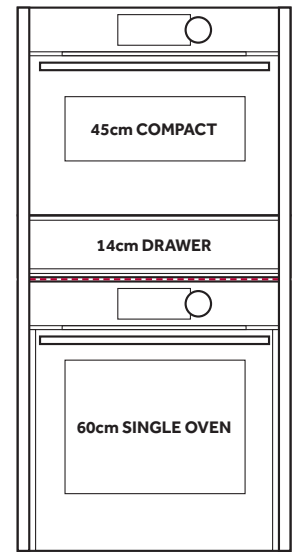


# 120cm B Trim – Compact, Drawer and Single Oven

Compact oven installed with 14cm drawer and single oven combination.

STEP 1

CHOOSE YOUR COMPLETED COMBINATION



STEP 2

SUITABLE APPLIANCES

CHOOSE YOUR COMPACT OVEN			
Collection	Display Size	Compact Oven Type	Model Number
N90	Full Touch 3	Compact Oven with Intensive Steam	C29FY5CX0
N90	Full Touch 3	Compact Oven with Microwave	C29MY7MY0
N90	Full Touch 2	Compact Oven with Intensive Steam	C29FS3AY0
N90	Full Touch 2	Compact Oven with Microwave	C29MS7KY0
N70	Full Touch 1	Compact Oven with Microwave	C29MR21Y0B

CHOOSE YOUR SINGLE OVEN			
Collection	Display Size	Compact Oven Type	Model Number
N90	Full Touch 3	Slide and Hide® Single Pyrolytic Oven with Vario Steam®	B69VY7MY0
N90	Full Touch 3	Slide and Hide® Single Pyrolytic Oven	B69CY7MY0
N90	Full Touch 3	Slide and Hide® Single Oven with Intensive Steam	B69FY5CX0
N90	Full Touch 2	Slide and Hide® Single Pyrolytic Oven with Vario Steam®	B69VS7MY0A
N90	Full Touch 2	Slide and Hide® Single Pyrolytic Oven	B69CS7MY0B
N90	Full Touch 2	Slide and Hide® Single Oven with Intensive Steam	B69FS5CY0A
N70	Full Touch 1	Slide and Hide® Single Pyrolytic Oven	B59CR7KY0B

CHOOSE YOUR DRAWER		
Collection	Drawer Type	Model Number
N90 / N70	14cm Warming Drawer	N29HA11Y1B

PLUS REQUIRED PLATFORM	
Intermediate Platform	Z11SZ00X1

STEP 3

CHOOSE YOUR FLEX DESIGN TRIM. TRIM INCLUDES – 2 X 120CM SIDE TRIMS AND 2 X HANDLES

CHOOSE YOUR FLEX DESIGN TRIM	
Finish	Model Number
Anthracite Grey	Z912BAY0
Brushed Bronze	Z912BBY0
Deep Black	Z912BDY0
Metallic Silver	Z912BMY0

OPTIONAL ACCESSORY

Twist Pad Flex® is an additional accessory for Full Touch 3 appliances.

Finish	Model Number
Anthracite Grey	Z9801TWAY0
Brushed Bronze	Z9801TWBY0
Deep Black	Z9801TWDY0
Metallic Silver	Z9801TWMY0

SUMMARY ORDER...

TO ACHIEVE THIS INSTALLATION ORDER THE FOLLOWING SUITE OF MODEL CODES

To install a compact oven, a 14cm drawer, a single oven in Deep Black order:

C29MR21Y0B

N29HA11Y1B

B59CR7KY0B

Z11SZ00X1

Z912BDY0

Compact Oven

14cm Warming Drawer

Single Oven

Intermediate Platform

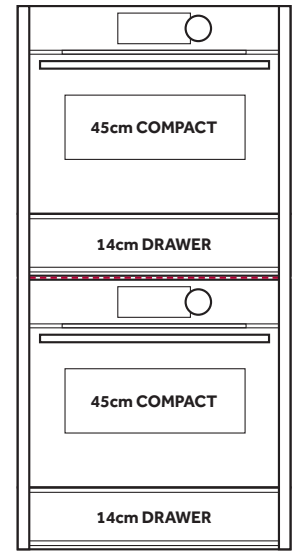
Flex Design Trim

# 120cm B Trim – 2 x Compact and 2 x Drawer

2 x Compact ovens installed with 2 x 14cm drawers.

STEP 1

CHOOSE YOUR COMPLETED COMBINATION



STEP 2

SUITABLE APPLIANCES

CHOOSE YOUR COMPACT OVEN			
Collection	Display Size	Compact Oven Type	Model Number
N90	Full Touch 3	Compact Oven with Intensive Steam	C29FY5CX0
N90	Full Touch 3	Compact Oven with Microwave	C29MY7MY0
N90	Full Touch 2	Compact Oven with Intensive Steam	C29FS3AY0
N90	Full Touch 2	Compact Oven with Microwave	C29MS7KY0
N70	Full Touch 1	Compact Oven with Microwave	C29MR21Y0B

CHOOSE YOUR DRAWER		
Collection	Drawer Type	Model Number
N90 / N70	14cm Vacuum Drawer	N29XA11Y1
N90 / N70	14cm Warming Drawer	N29HA11Y1B

PLUS REQUIRED PLATFORM	
Intermediate Platform	Z11SZ00X1

STEP 3

CHOOSE YOUR FLEX DESIGN TRIM. TRIM INCLUDES – 2 X 120CM SIDE TRIMS AND 2 HANDLES

CHOOSE YOUR FLEX DESIGN TRIM	
Finish	Model Number
Anthracite Grey	Z912BAY0
Brushed Bronze	Z912BBY0
Deep Black	Z912BDY0
Metallic Silver	Z912BMY0

OPTIONAL ACCESSORY

Twist Pad Flex® is an additional accessory for Full Touch 3 appliances.

Finish	Model Number
Anthracite Grey	Z9801TWAY0
Brushed Bronze	Z9801TWBY0
Deep Black	Z9801TWDY0
Metallic Silver	Z9801TWMY0

SUMMARY ORDER...

TO ACHIEVE THIS INSTALLATION ORDER THE FOLLOWING SUITE OF MODEL CODES

To install a Compact oven and a 14cm drawer on top of another compact oven and a 14cm drawer in Brushed Bronze order:

C29MS7KY0

N29HA11Y1B

C29FS3AY0

N29XA11Y1

Z11SZ00X1

Z912BBY0

Compact Oven

14cm Warming Drawer

Compact Oven

14cm Vacuum Drawer

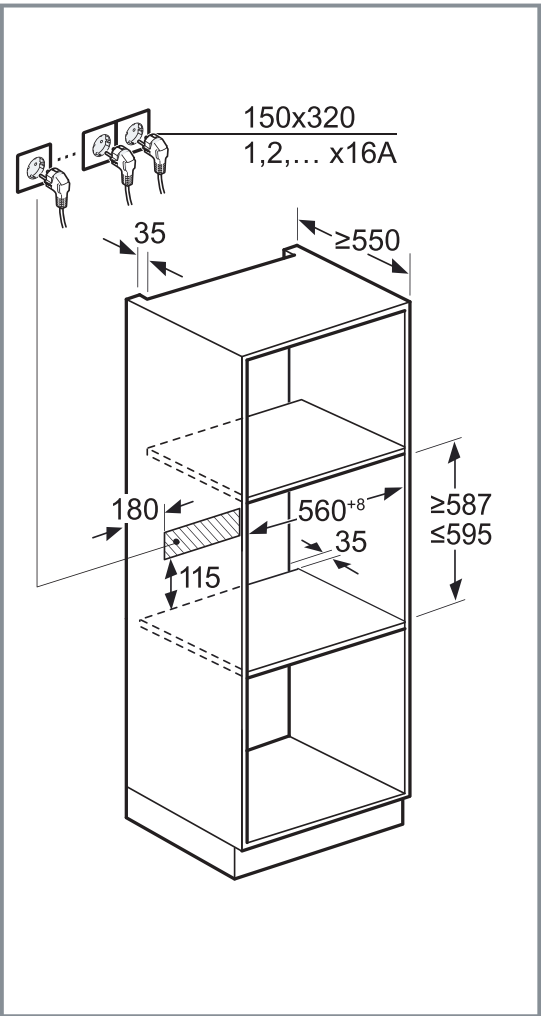
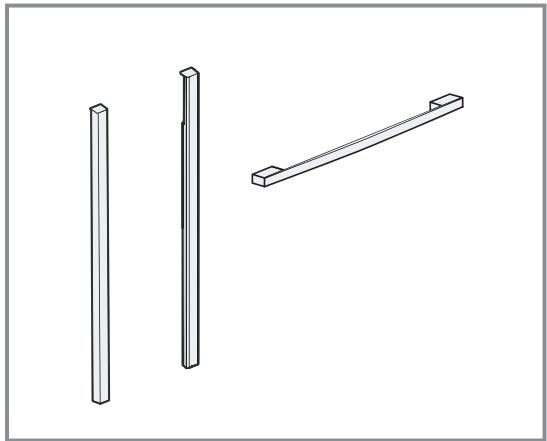
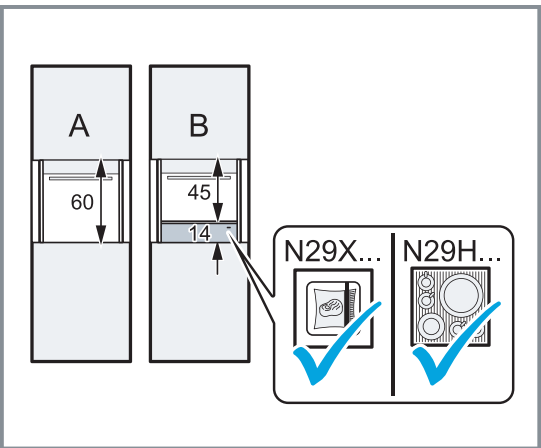
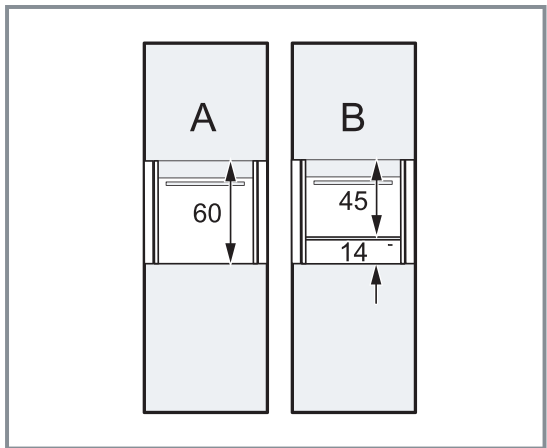
Intermediate Platform

Flex Design Trim

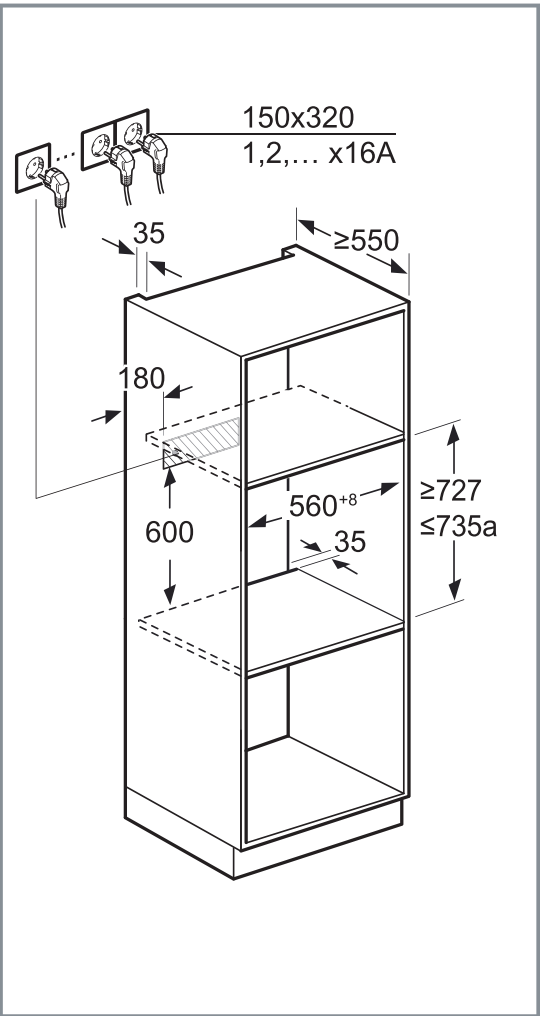
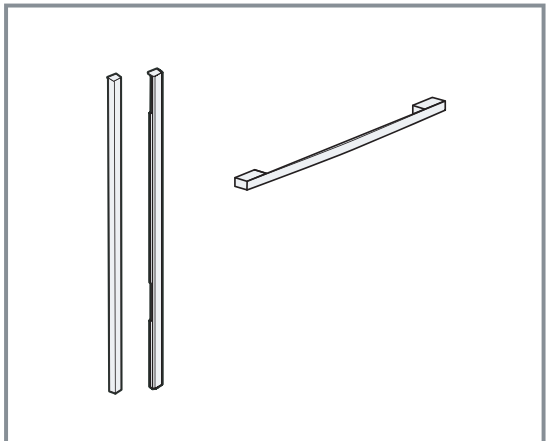
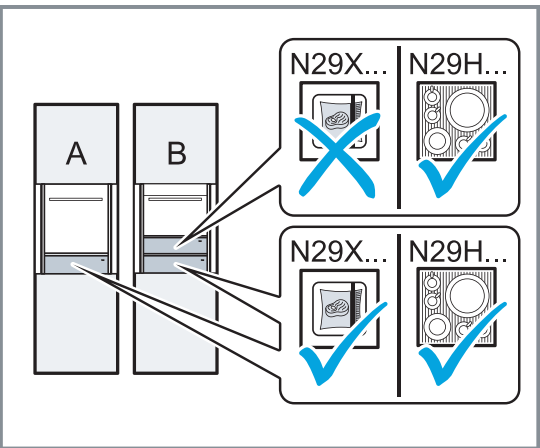
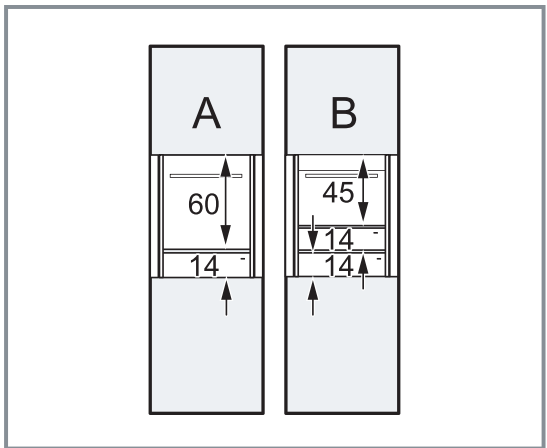


# How to install your appliances

## 60cm Seamless Combination

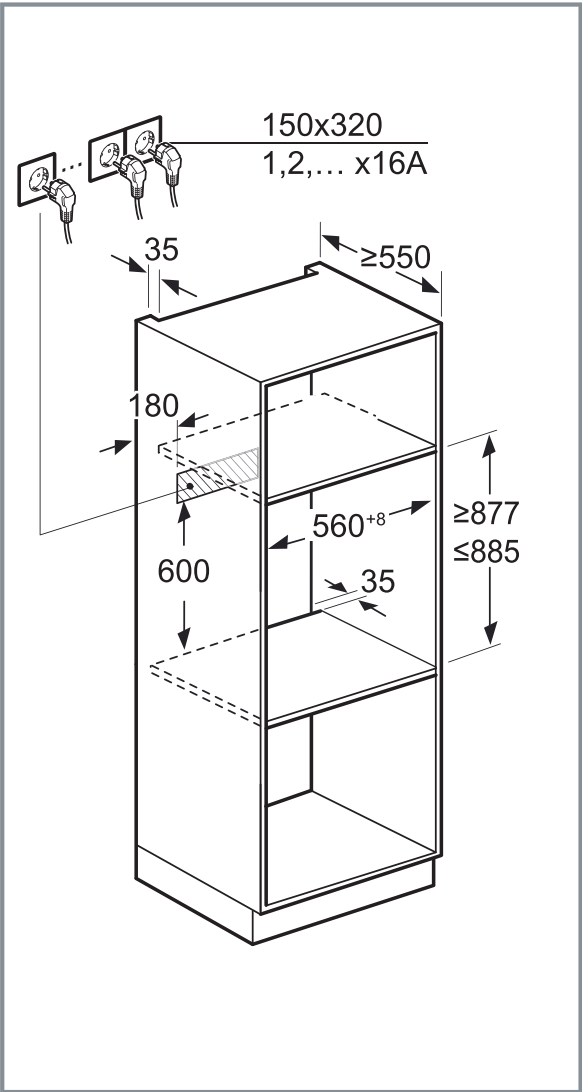
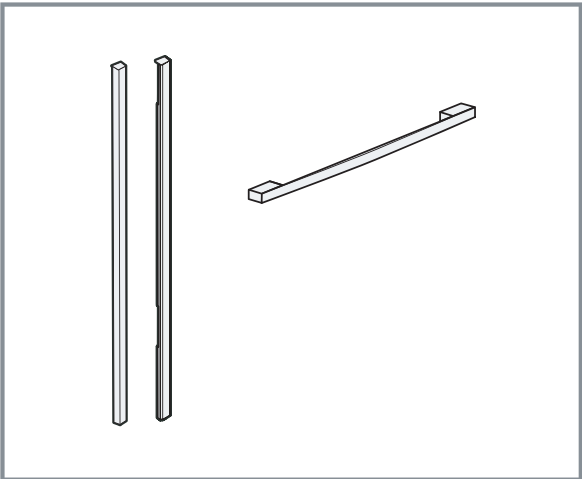
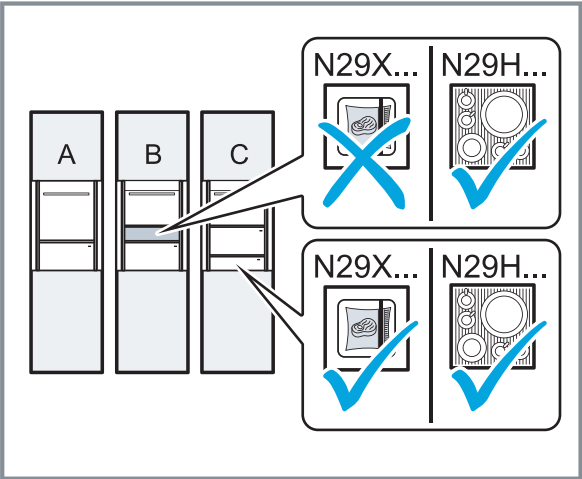
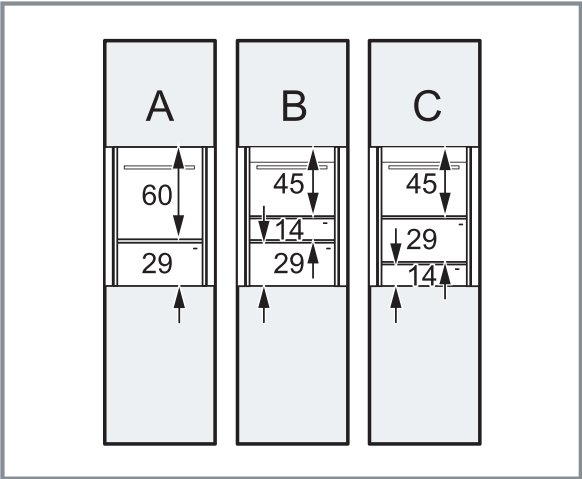


## 75cm Seamless Combination

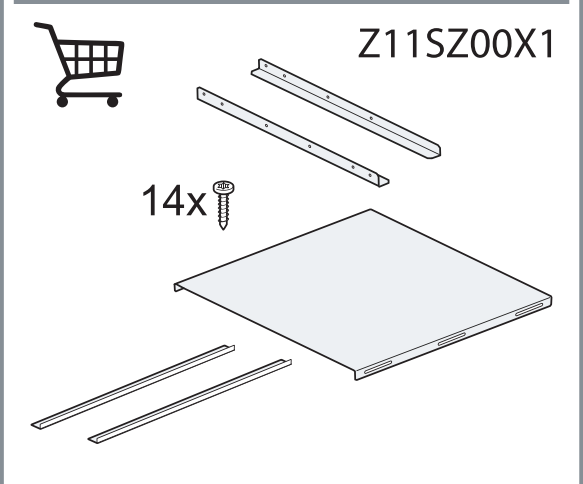
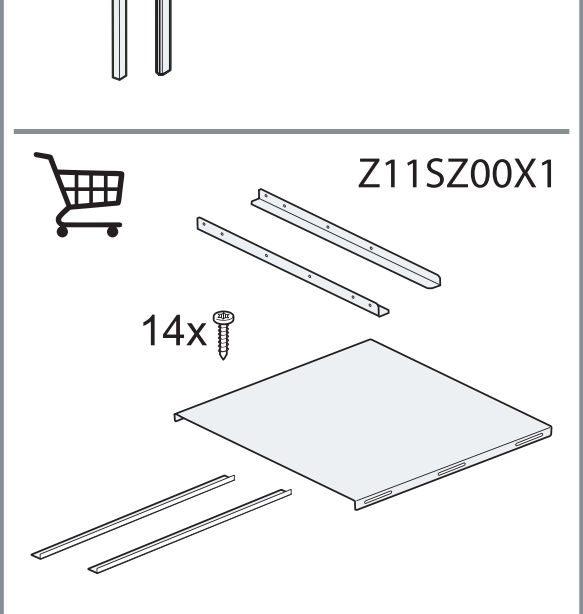
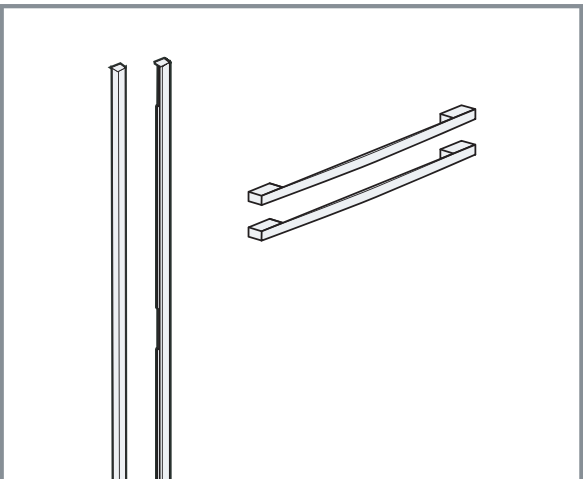
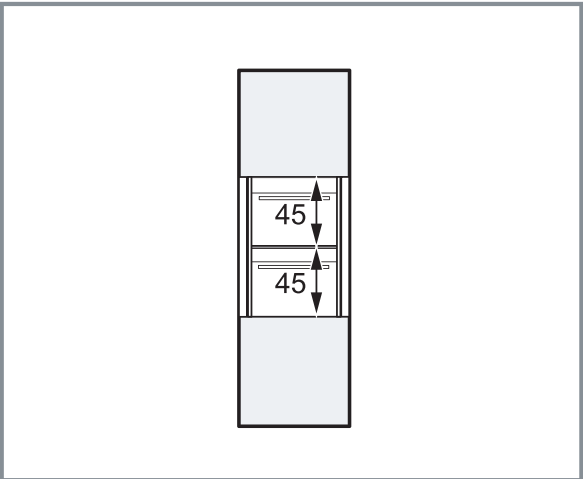




88cm Seamless Combination

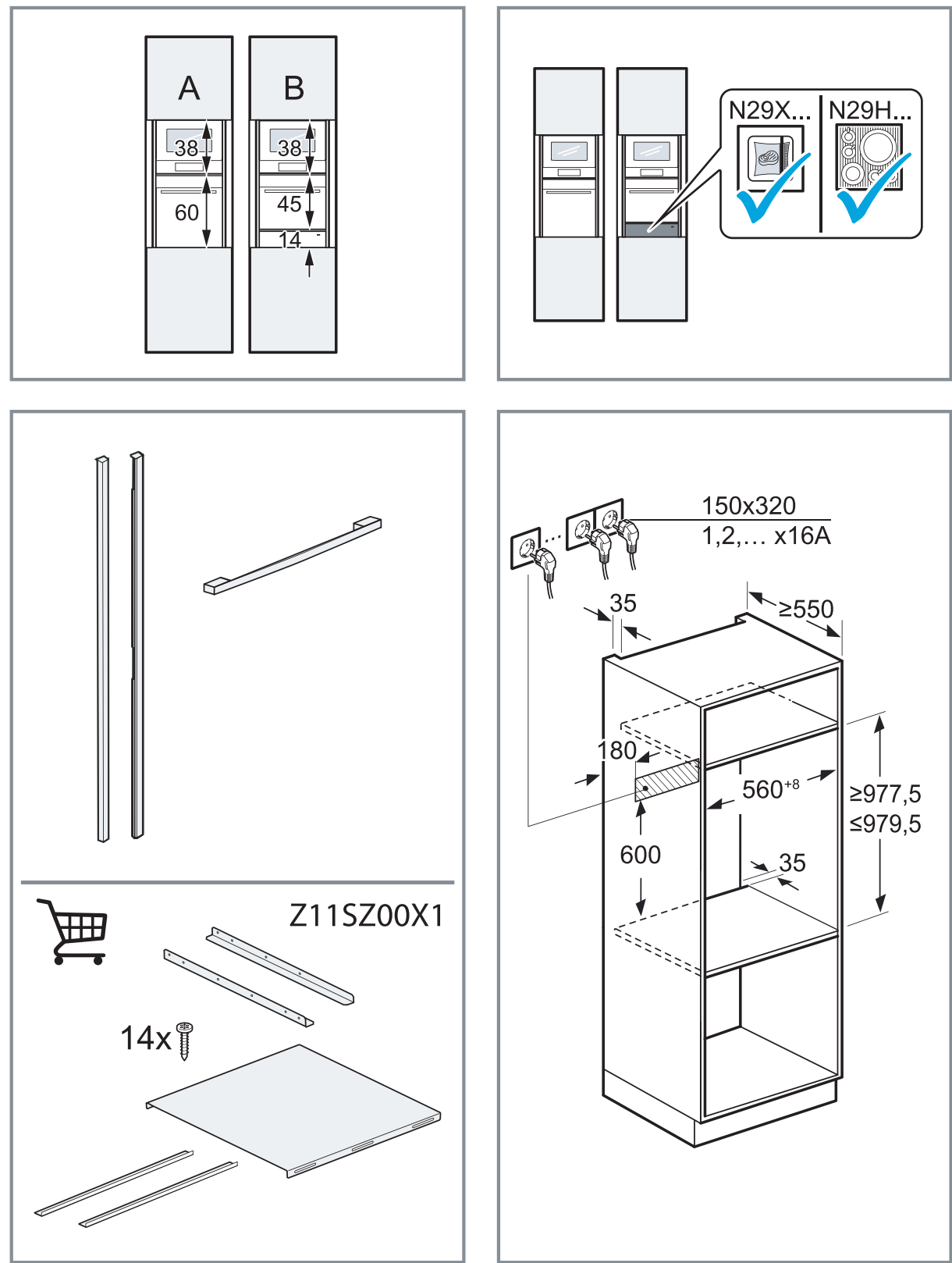


90cm Seamless Combination

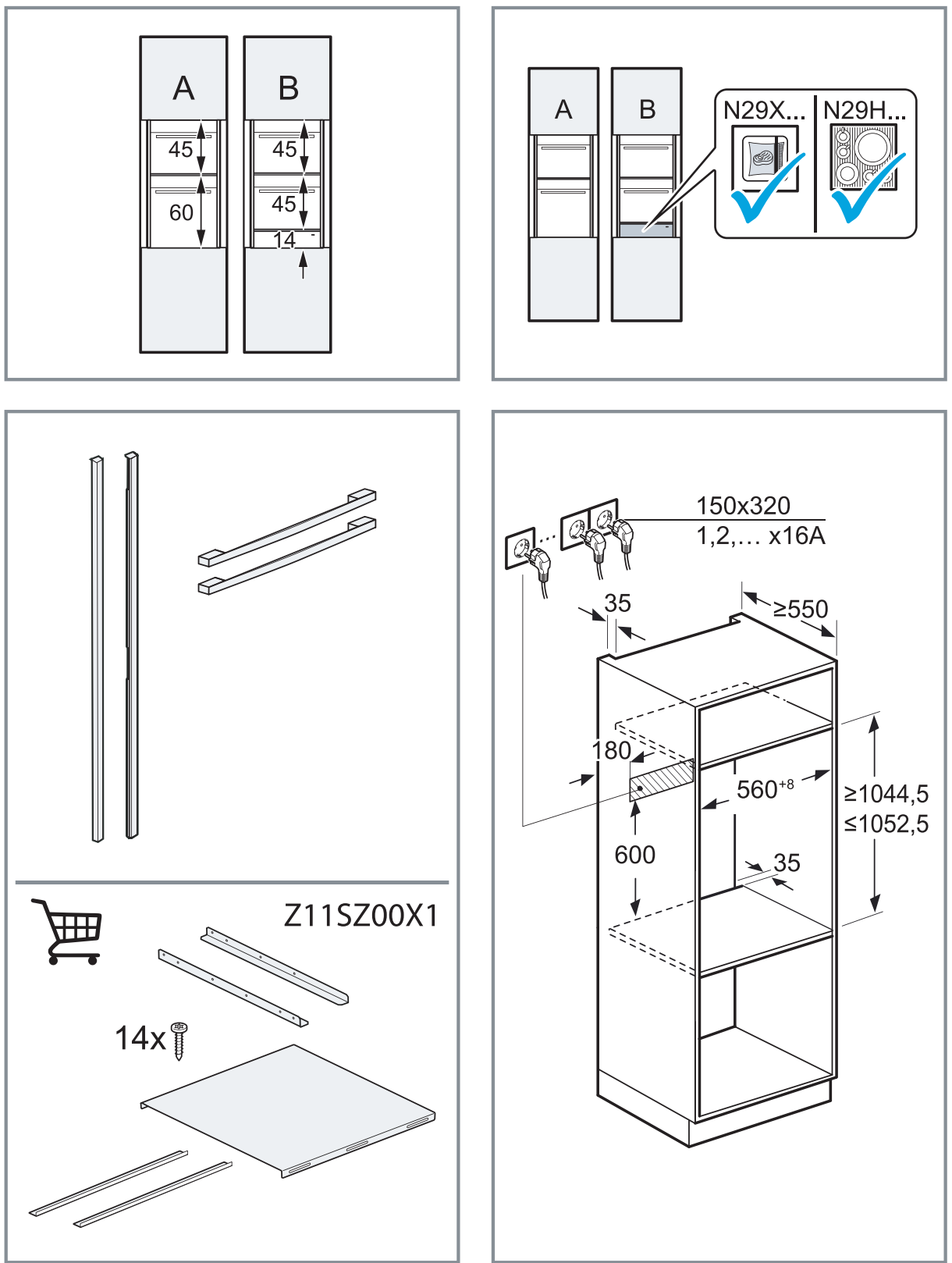




98cm Seamless Combination

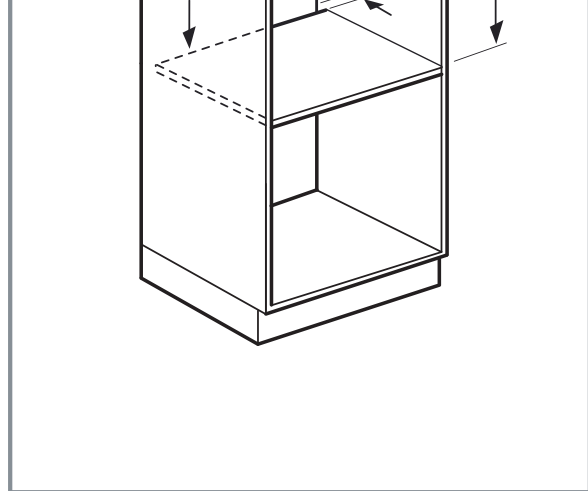
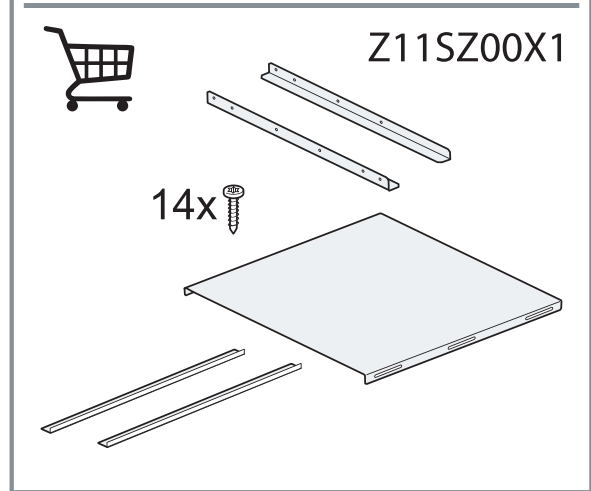
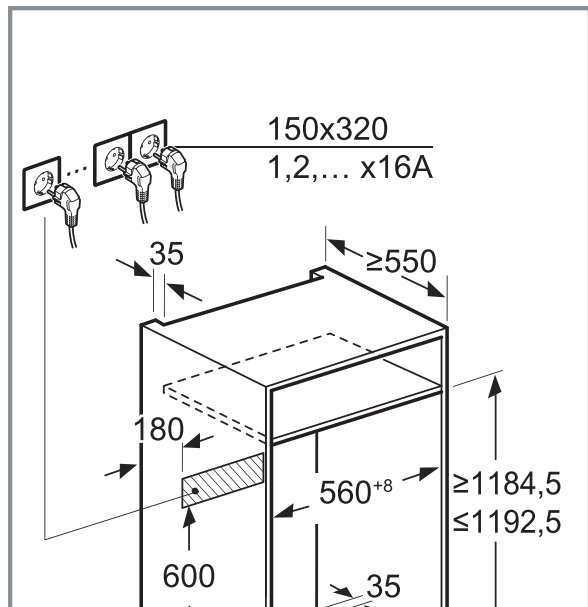
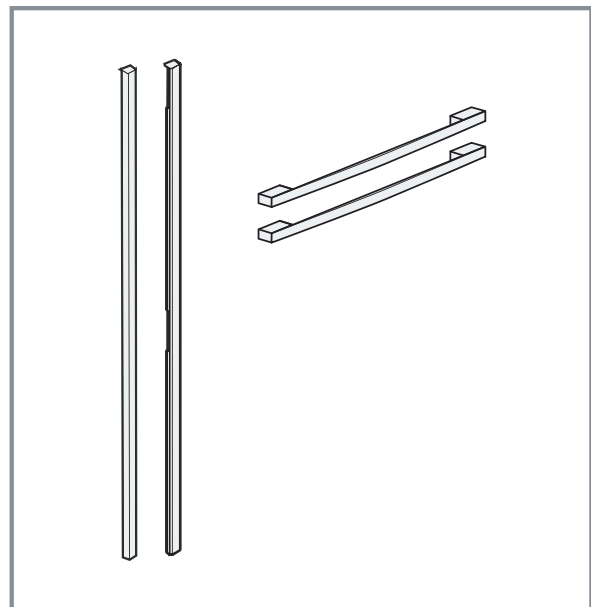
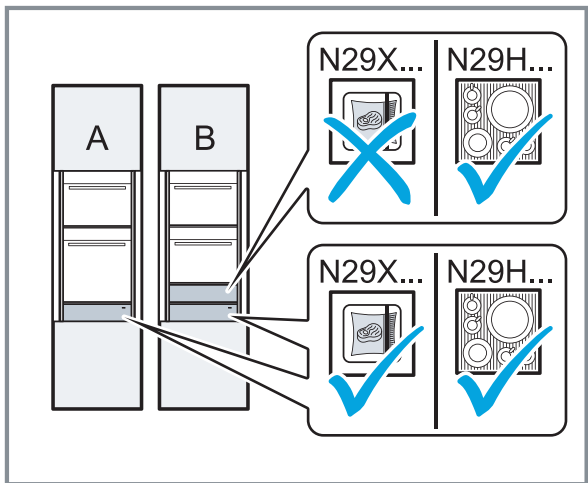
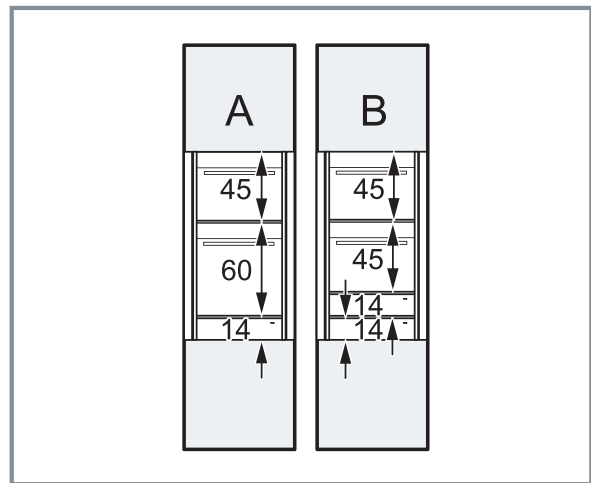


105cm Seamless Combination

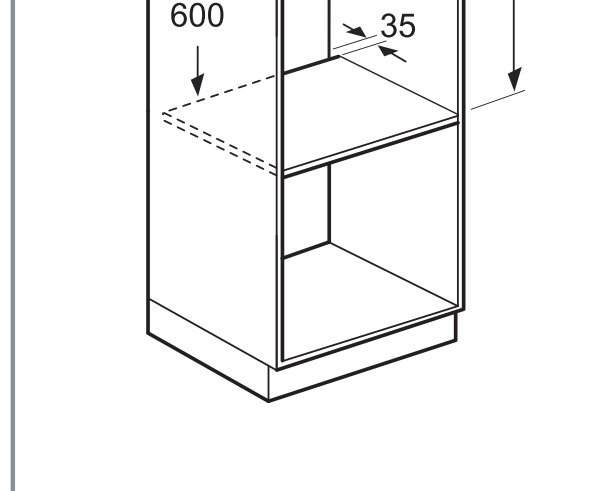
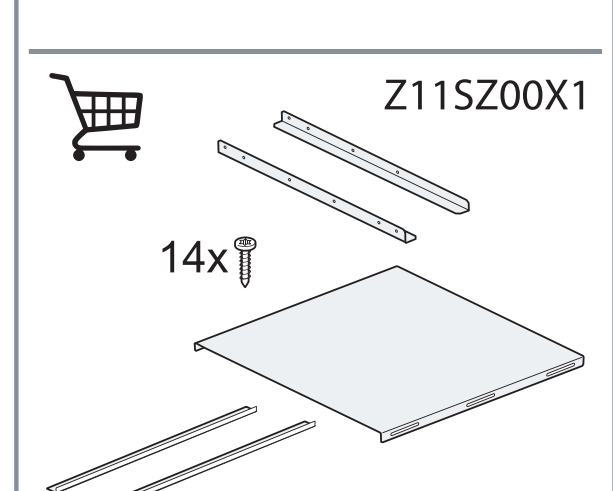
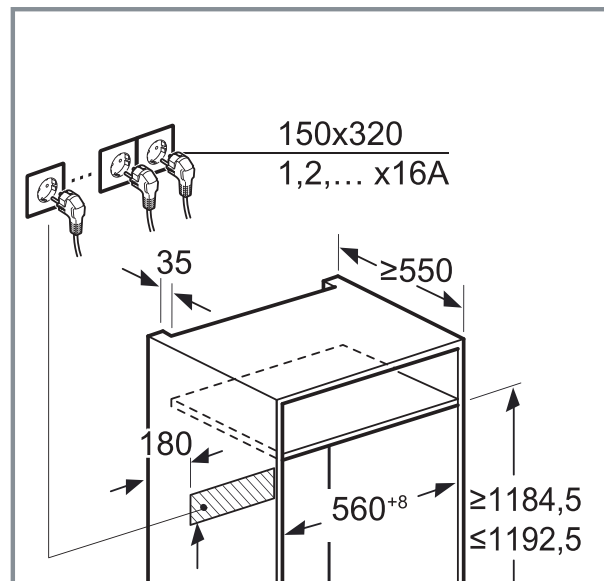
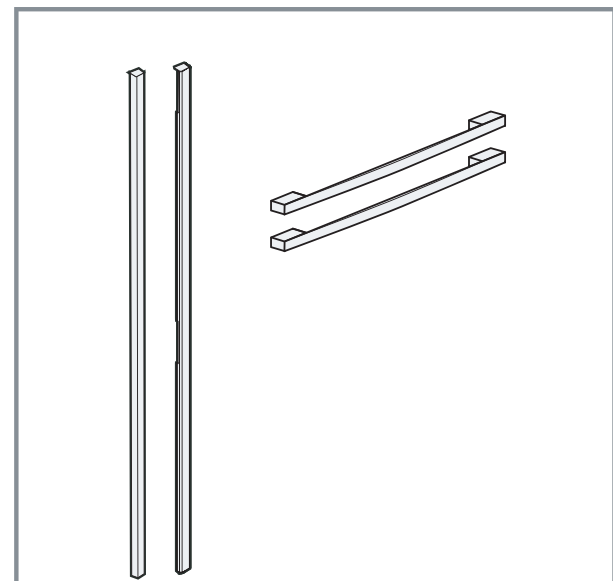
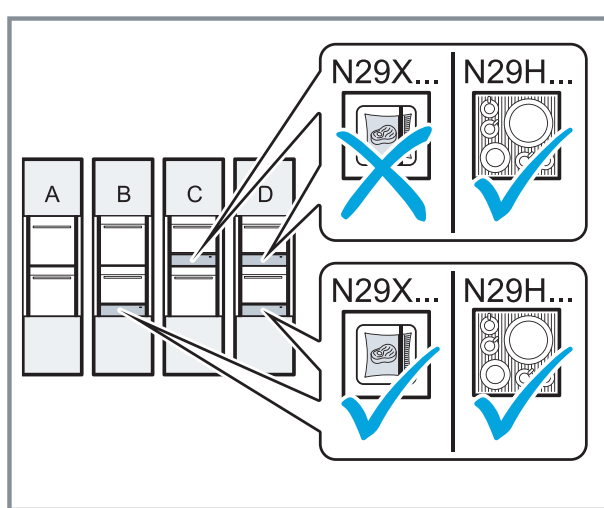
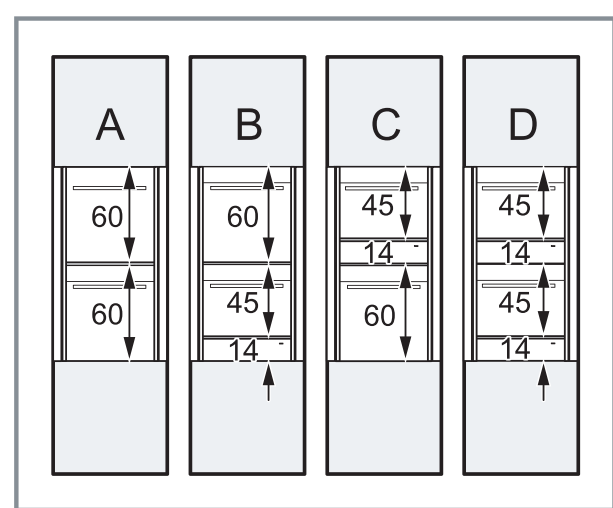




120cm A Seamless Combination

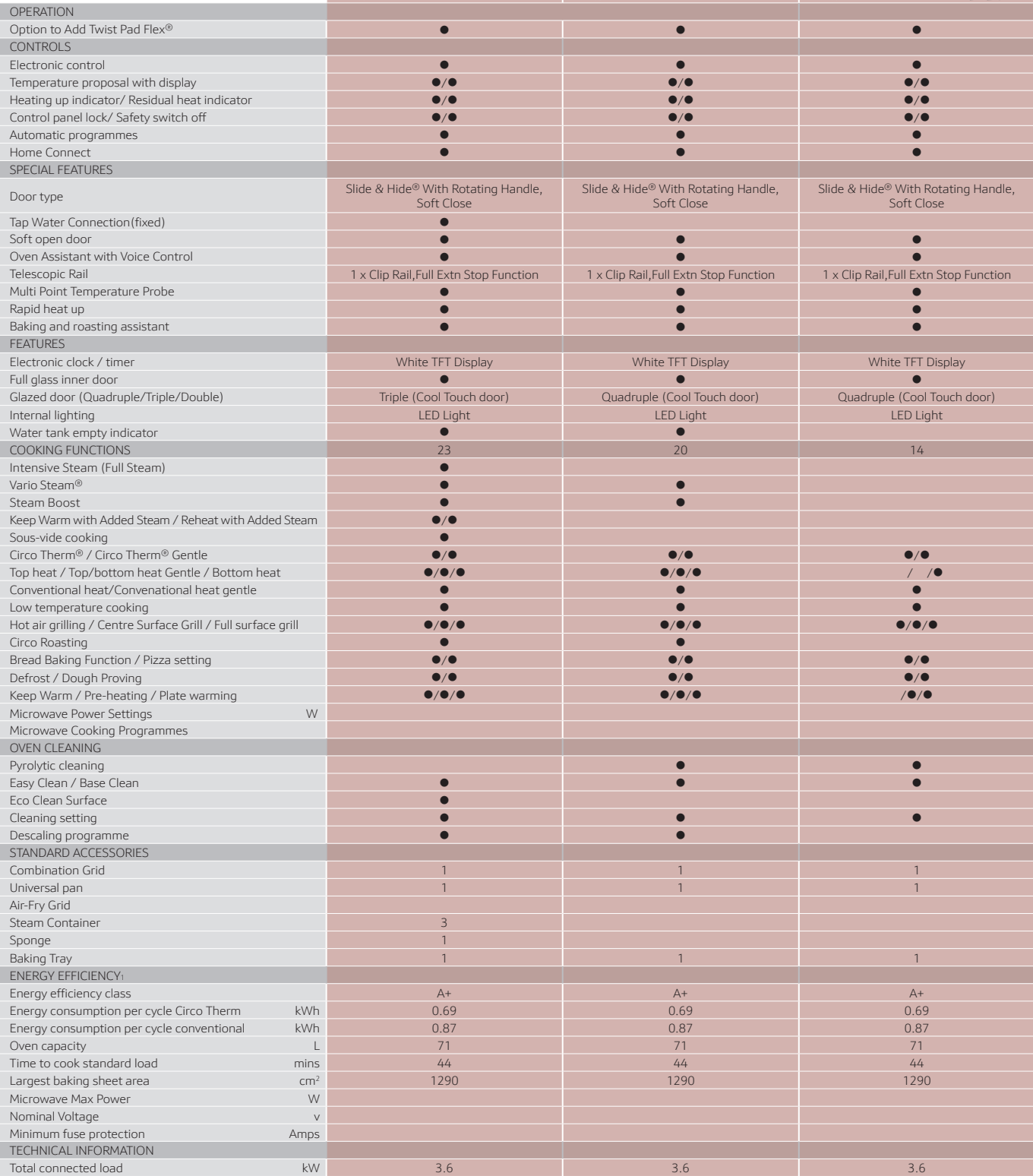




120cm B Seamless Combination





- Electronic, 6.8" Premium Full Touch TFT Display on all models
- All ovens feature Circo Therm®



45CM COMPACT OVEN	
INTENSIVE STEAM C29FY5CX0   N90	WITH MICROWAVE C29MY7MY0   N90
<ul style="list-style-type: none"><li>• 23 functions, inc. Full Steam</li><li>• Multi Point Temperature Probe</li><li>• Rotating handle</li><li>• Soft open/close door</li></ul>	<ul style="list-style-type: none"><li>• 20 functions, inc. Pyrolytic</li><li>• Multi Point Temperature Probe</li><li>• Rotating handle</li><li>• Soft open/close door</li></ul>
	
●	●
●	●
●/●	●/●
●/●	●/●
●/●	●/●
●	●
●	●
Drop Down Door, Soft Opening, Soft Closing	Drop Down Door, Soft Opening, Soft Closing
●	
●	●
●	●
1 x Clip Rail, Full Extn Stop Function	1 x Clip Rail, Full Extn Stop Function
●	●
●	●
White TFT Display	White TFT Display
●	●
Triple (Cool Touch door)	Quadruple (Cool Touch door)
LED Light	LED Light
●	
23	20
●	
●	
●	
●/●	
●	
●/●	●/●
●/●	●/●
●	●
●	●
●/●/●	●/●/●
●	●
●/●	●/●
●/●	●/●
●/●/●	●/●/●
	90, 180, 360, 600, boost
	●
●	●
●	●
●	●
●	
1	2
1	1
3	
1	
A+	
0.73	
0.61	
	900
	220-240
16	16
3.3	3.6




		45CM COFFEE CENTRE	
		FULLY AUTO	
		CL9TX11X0 / N90	
		<ul style="list-style-type: none"><li>• Multiple international coffee variations</li><li>• Strength and aroma management</li><li>• Left hinged door</li></ul>	
			
OPERATION			
Option to Add Twist Pad Flex®		●	
CONTROLS			
Electronic control		●	
Water level indicator		●	
Descaling indicator		●	
Automatic Programmes		●	
Child Safety		●	
Child Lock		●	
Home Connect		●	
FEATURES			
Left-hand Door Hinge		●	
Tap water connection		●	
Automatic milk amount detection		●	
Height adjustable beverage outlet (max 15cm)		●	
One Touch Double Cup		●	
Illuminated coffee outlet, stage and interior		●	
Water Pump (19 bar pressure)		●	
Ceram Drive		●	
6 adjustable grinding degree settings (multi-level)		●	
30 min Auto-standby		●	
FLAVOUR FEATURES			
Up to 29 Coffee Specialties		●	
Coffee Pot Function		●	
Aroma Select		●	
Warm milk		●	
Milk froth		●	
Hot water function		●	
Adjustable milk ratio		●	
Intelligent strength adjustment		●	
Aroma Double Shot		●	
CLEANING			
Auto Milk Clean		●	
Calc & Clean		●	
Removable Brewing Unit		●	
Dishwasher Proof (beverage outlet, drip tray/pans)		●	
Automatic reminder		●	
ACCESSORIES			
Test strip		●	
Cleaning Tablets		●	
Descaling Tablets		●	
BRITA Intenza Water Filter		●	
Care set		●	
ENERGY EFFICIENCY			
Nominal Voltage	V	220-240	
Total connected load	kW	1.5	
Mains Frequency	Hz	50 / 60	
TECHNICAL INFORMATION			
Appliance Dimensions HxWxD	mm	455x594x385	
Mounted Dimensions HxWxD	mm	449x558x376	
Removable water tank	L	2.4	
Integrated milk container	L	0.7	
Bean container with aroma protection lid	g	500	
Cable length	cm	170	



Flex Design  
N90 Full Touch 2  
Single &  
Compact Ovens

- Electronic, 4.1" Full Touch TFT Display on all models
- All ovens feature Circo Therm®



60CM SLIDE & HIDE® SINGLE OVEN			
	INTENSIVE STEAM B69FS5CY0A   N90	VARIO STEAM® / PYROLYTIC B69VS7MY0A   N90	PYROLYTIC B69CS7MY0B   N90
	• 23 functions, inc. Full Steam • Rotating handle • Soft open/close door	• 21 functions, inc. Vario Steam® • Rotating handle • Soft open/close door	• 14 functions • Rotating handle • Soft open/close door
			
CONTROLS			
Electronic control	●	●	●
Temperature proposal with display	●/●	●/●	●/●
Heating up indicator/ Residual heat indicator	●/●	●/●	●/●
Control panel lock/ Safety switch off	●/●	●/●	●/●
Automatic programmes	●	●	●
Home Connect	●	●	●
SPECIAL FEATURES			
Door type	Slide & Hide® With Rotating Handle, Soft Close	Slide & Hide® With Rotating Handle, Soft Close	Slide & Hide® With Rotating Handle, Soft Close
Tap Water Connection(fixed)			
Soft open door	●	●	●
Oven Assistant with Voice Control	●	●	●
Telescopic Rail	1 x Clip Rail,Full Extn Stop Function	1 x Clip Rail,Full Extn Stop Function	1 x Clip Rail,Full Extn Stop Function
Multi Point Temperature Probe	●	●	●
Rapid heat up	●	●	●
Baking and roasting assistant	●	●	●
FEATURES			
Electronic clock / timer	White TFT Display	White TFT Display	White TFT Display
Full glass inner door	●	●	●
Glazed door (Quadruple/Triple/Double)	Triple (Cool Touch door)	Quadruple (Cool Touch door)	Quadruple (Cool Touch door)
Internal lighting	LED Light	LED Light	LED Light
Water tank empty indicator	●	●	
COOKING FUNCTIONS	23	21	14
Intensive Steam (Full Steam)	●		
Vario Steam®	●	●	
Steam Boost	●	●	
Keep Warm with Added Steam / Reheat with Added Steam	●/●	●/	
Sous-vide cooking	●		
Circo Therm® / Circo Therm® Gentle	●/●	●/●	●/●
Top/bottom heat Gentle / Bottom heat	●/●/●	●/●/●	/ /●
Conventional heat/Convenational heat gentle	●	●	●
Low temperature cooking	●	●	●
Hot air grilling / Centre Surface Grill / Full surface grill	●/●/●	●/●/●	●/●/●
Circo Roasting	●	●	
Bread Baking Function / Pizza setting	●/●	●/●	●/●
Defrost / Dough Proving	●/●	●/●	/●
Keep Warm / Pre-heating / Plate warming	●/●/●	●/●/●	●/●/●
Microwave Power Settings	W		
Microwave Cooking Programmes			
OVEN CLEANING			
Pyrolytic cleaning		●	●
Easy Clean / Base Clean	●	●	●
Eco Clean Surface	●		
Cleaning setting	●	●	●
Descaling programme	●	●	
STANDARD ACCESSORIES			
Combination Grid	1	2	2
Universal pan	1	1	1
Air-Fry Grid	1	1	
Steam Container	3		
Sponge	1		
Baking Tray			
ENERGY EFFICIENCY¹			
Energy efficiency class	A+	A+	A+
Energy consumption per cycle Circo Therm	kWh 0.69	kWh 0.69	kWh 0.69
Energy consumption per cycle conventional	kWh 0.87	kWh 0.87	kWh 0.87
Oven capacity	L 71	L 71	L 71
Time to cook standard load	mins 44	mins 44	mins 44
Largest baking sheet area	cm² 1290	cm² 1290	cm² 1290
Microwave Max Power	W		
Nominal Voltage	v		
Minimum fuse protection	Amps		
TECHNICAL INFORMATION			
Total connected load	kW 3.6	kW 3.6	kW 3.6

45CM COMPACT OVEN	
INTENSIVE STEAM C29FS3AY0   N90	WITH MICROWAVE C29MS7KY0   N90
• 23 functions, inc. Full Steam	• 20 functions, inc. Pyrolytic
• Soft open/close door	• Soft open/close door
	
●	●
●/●	●/●
●/●	●/●
●/●	●/●
●	●
●	●
Drop Down Door, Soft Opening, Soft Closing	Drop Down Door, Soft Opening, Soft Closing
●	●
●	●
1 x Clip Rail,Full Extn Stop Function	1 x Clip Rail,Full Extn Stop Function
●	●
White TFT Display	White TFT Display
●	●
Quadruple (Cool Touch door)	Quadruple (Cool Touch door)
LED Light	LED Light
●	
23	20
●	
●	
●/●	
●	
●/●	●/●
●/●	●/●
●	●
●	●
●/●/●	●/●/●
●	●
●/●	●/●
●/●	●/●
●/●/●	●/●/●
	90, 180, 360, 600, boost
	●
	●
●	●
●	
●	●
1	1
1	1
3	
1	
A+	
0.73	
0.61	
	900
220-240	220-240
16	16
3.3	3.6





1 Measured according to the EN50304, 65/2014. 2 For further information on inverter technology, please go to [www.neffhome.com/uk](http://www.neffhome.com/uk). 3For Inverter models, the maximum setting offers a time limited boost option for heating liquids. To ensure optimal results and to protect the appliance, the microwave power output is reduced in stages over the first few minutes down to the next power level (600W). After a cooling period, the microwave boost option will be available once more.



Flex Design N70  
Full Touch 1  
Single Oven,  
Compact Oven  
& Microwaves

- Electronic, 3.7" Full Touch TFT Display on all models
- All ovens feature Circo Therm®







	60CM SLIDE & HIDE® SINGLE OVEN	45CM COMPACT OVEN	38CM MICROWAVE	
	PYROLYTIC B59CR7KY0B N70	WITH MICROWAVE C29MR21Y0B N70	WITHOUT GRILL/LEFT OPENING NL9WR21Y1B N70	WITHOUT GRILL/RIGHT OPENING NR9WR21Y1B N70
	• 14 functions	• 20 functions	• MW only, up to 900W MW output, 21L	• MW only, up to 900W MW output, 21L
	• Rotating handle • Soft open door	• Soft open/close door	• Left hinged door	• Right hinged door
				
CONTROLS				
Electronic control	●	●	●	●
Temperature proposal with display	●/●	●/●	●	●
Heating up indicator/ Residual heat indicator	●/●	●/●		
Control panel lock/ Safety switch off	●/●	●/●		
Automatic programmes	●	●	●	●
Home Connect	●	●		
SPECIAL FEATURES				
Door type	Slide & Hide® With Rotating Handle, Soft Close	Drop Down Door, Soft Opening, Soft Closing	Left hinged door	Right hinged door
Soft open door	●	●		
Oven Assistant with Voice Control	●	●		
Telescopic Rail	1 x Clip Rail, Full Extn Stop Function	1 x Clip Rail, Full Extn Stop Function		
Multi Point Temperature Probe				
Rapid heat up	●	●	●	●
Baking and roasting assistant	●			
FEATURES				
Electronic clock / timer	White TFT Display	White TFT Display	TFT Display	TFT Display
Full glass inner door	●	●	●	●
Glazed door (Quadruple/Triple/Double)	Quadruple (Cool Touch door)	Triple (Cool Touch door)	Double	Double
Internal lighting	LED Light	LED Light	LED Light	LED Light
Water tank empty indicator				
COOKING FUNCTIONS	14	16	1 heating mode	1 heating mode
Intensive Steam (Full Steam)				
Vario Steam®				
Steam Boost				
Keep Warm with Added Steam				
Reheat with Added Steam				
Sous-vide cooking				
Circo Therm® / Circo Therm® Gentle	●/●	●/●		
Top heat / Top/bottom heat Gentle / Bottom heat	/ / ●	●/●		
Conventional heat/Conventional heat gentle	●	●		
Low temperature cooking	●	●		
Hot air grilling / Centre Surface Grill / Full surface grill	●/●/●	●/●/●		
Circo Roasting		●		
Bread Baking Function / Pizza setting	●/●	●/●		
Defrost / Dough Proving	/●	/●	x3/	x3/
Keep Warm / Pre-heating / Plate warming	●/●/●	●/●/●		
Microwave Power Settings	W	90, 180, 360, 600, boost	90, 180, 360, 600, boost	90, 180, 360, 600, boost
Microwave Cooking Programmes		●	x3 Defrost, x4 Cooking	x3 Defrost, x4 Cooking
OVEN CLEANING				
Pyrolytic cleaning	●			
Easy Clean / Base Clean	●	●	●	●
Eco Clean Surface				
Cleaning setting	●	●	●	●
Descaling programme				
STANDARD ACCESSORIES				
Combination Grid	2	1		
Universal pan	1	1		
ENERGY EFFICIENCY:				
Energy efficiency class	A+			
Energy consumption per cycle Circo Therm	kWh	0.69		
Energy consumption per cycle conventional	kWh	0.87		
Oven capacity	L	71		
Time to cook standard load	mins	44		
Largest baking sheet area	cm²	1290		
Microwave Max Power	W	900	900	900
Nominal Voltage	v	220-240	220-240	220-240
Minimum fuse protection	Amps	16	10	10
TECHNICAL INFORMATION				
Total connected load	kW	3.6	1.22	1.22

Flex Design  
Warming  
Drawers &  
Accessory



Vacuum drawer is does not have Home Connect.

	29CM WARMING DRAWER	14CM WARMING DRAWER	14CM COFFEE WARMING DRAWER	14CM VACUUM DRAWER
	N39HA11Y1B N90 / N70	N29HA11Y1B N90 / N70	N29HA11Y2 N90 / N70	N29XA11Y1 N90 / N70
	• 29cm high • Electronic touch control warming drawer • 4 settings or 6 selectable temperature settings • Timer • Heated ceramic base • Push/pull opening	• 14cm high • Electronic touch control warming drawer • 4 settings or 6 selectable temperature settings • Timer • Heated ceramic base • Push/pull opening	• 14cm high • Electronic touch control warming drawer • 4 settings or 6 selectable temperature settings • Timer • Heated ceramic base • Push/pull opening • This warming drawer is required when installing the coffee machine seamlessly • ZC060TY0 – Accessory for installation is also required	• 14cm high • Vacuum drawer  • Push/pull opening
				
CONTROLS				
Electronic control	●	●	●	
FUNCTIONS				
Vacuum drawer				●
Plate warming	●	●	●	
Hold Warm	●	●	●	
Defrost	●	●	●	
Low temperature cooking	●	●	●	
FEATURES				
Operating indicator light	●	●	●	●
Electronic control	●	●	●	●
Rotary temperature control dial				
Touch control	●	●	●	●
Number of temperature settings	4	4	4	
Number of vacuum seal time settings				3
Number of vacuum sealing levels - bags / containers				3
Glass safety lid				●
Maximum temperature	80	80	80	
Minimum temperature	30	30	30	
Ceramic Glass Base	●	●	●	
DESIGN				
Install independently	●	●	●	●
Install with compact appliance	N70 / N90	N70 / N90	N70 / N90	N70 / N90
Install with a single oven	N70 / N90	N70 / N90	N70 / N90	N70 / N90
Push-Pull opening mechanism	●	●	●	●
TECHNICAL INFORMATION				
Drawer interior volume	L	54	20	20
Interior drawer dimensions HxWxD	mm	290x594x518mm	140x594x518	140x594x518
Cavity Volume	L			8
Installation in tall housing or under work surface	●	●	●	●
Maximum weight capacity	25	25	25	
Total connected loading	kW	0.82	0.82	0.32
Minimum fuse rating	A	10	10	6
Cable length	cm	175	170	150
GB plug	●	●	●	●
STANDARD ACCESSORIES				
Vacuuuming platform				●
External vacuuming adaptor, hose & plugs				●
Sample vacuuming bags				●
Antislip mat				

1 Measured according the EN50304, 65/2014. 2 For further information on inverter technology, please go to [www.neffhome.com/uk](http://www.neffhome.com/uk). 3For Inverter models, the maximum setting offers a time limited boost option for heating liquids. To ensure optimal results and to protect the appliance, the microwave power output is reduced in stages over the first few minutes down to the next power level (600W). After a cooling period, the microwave boost option will be available once more.



**Measurements in mm**

**A: 22.6 mm**

**B: Space for appliance connection 320 x 115 mm**

**C: Water connection for supply hose must always be accessible**

**D: Water connection must be 150 mm lower than upper edge of appliance**

**E: Measured from centre of appliance**

**Measurements in mm**

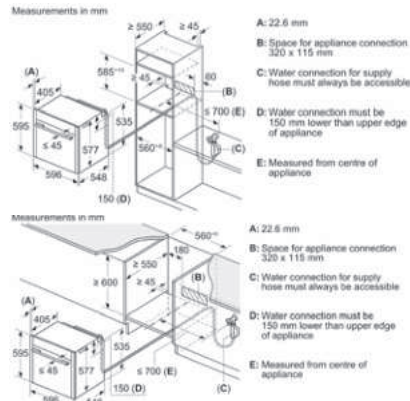
**A: 22.6 mm**

**B: Space for appliance connection 320 x 115 mm**

**C: Water connection for supply hose must always be accessible**

**D: Water connection must be 100 mm lower than upper edge of appliance**

**E: Measured from centre of appliance**



Hob type	min. worktop thickness	
	fixed	flush
induction hob	37 mm	38 mm
Full surface induction hob	47 mm	48 mm
Gas hob	30 mm	38 mm
Electric hob	27 mm	30 mm

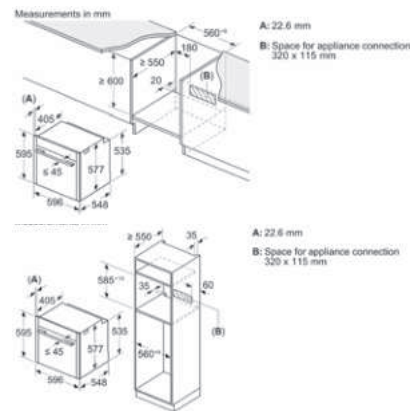
A: Air inlet  $\geq 200$  cm

Measurements in mm

**A:** 22.6 mm

**B:** Space for appliance connection  
320 x 115 mm

Technical drawings of the 3000 Series wall-mounted unit. The top drawing shows the front view with dimensions: 598 mm height, 405 mm width, 535 mm depth, 560 mm top width, 180 mm top depth, 20 mm gap, 350 mm gap, 60 mm gap, 877 mm depth, 548 mm bottom width, and 596 mm bottom depth. The bottom drawing shows the side view with dimensions: 598 mm height, 405 mm width, 535 mm depth, 560 mm top width, 35 mm gap, 35 mm gap, 60 mm gap, 577 mm depth, 548 mm bottom width, and 596 mm bottom depth. The drawings are labeled (A) and (B).



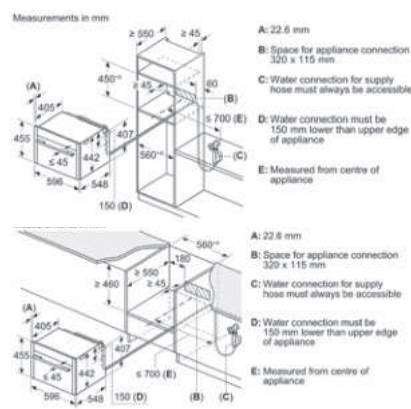
Hob type	min. worktop thickness	
	fixed	flush
Induction hob	37 mm	38 mm
Full surface induction hob	47 mm	48 mm
Gas hob	30 mm	38 mm
Electric hob	27 mm	30 mm

A: Air inlet  $\approx 200$  cm<sup>3</sup>

Measurements in mm

**A:** 22.6 mm  
**B:** Space for appliance connection 320 x 115 mm  
**C:** Water connection for supply hose must always be accessible  
**D:** Water connection must be 150 mm lower than upper edge of appliance  
**E:** Measured from centre of appliance

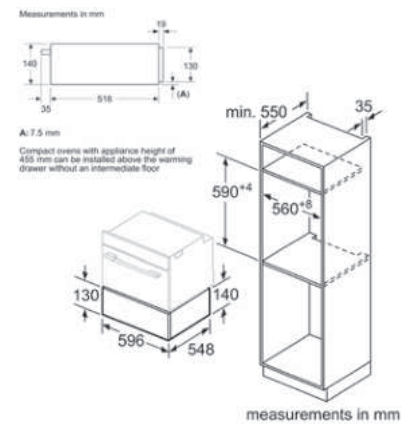
**A:** 22.6 mm  
**B:** Space for appliance connection 320 x 115 mm  
**C:** Water connection for supply hose must always be accessible  
**D:** Water connection must be 150 mm lower than upper edge of appliance  
**E:** Measured from centre of appliance



Measurements in mm

(A) 22.6 mm  
 (B) 347.5 mm  
 (C) 7.5 mm

A: Air inlet  $\geq 200$  cm<sup>2</sup>

[illegible]

Measurements in mm

35 19 290 518 (A)

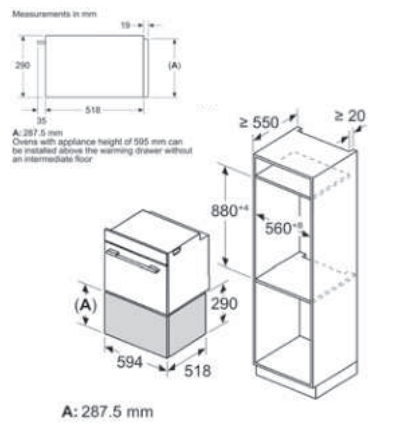
**A: 287.5 mm**  
Overs with appliance height of 595 mm can be installed above this warming drawer without an intermediate floor.

≥ 550 ≥ 20

880<sup>+4</sup> 560<sup>+8</sup> 290

(A) 594 518

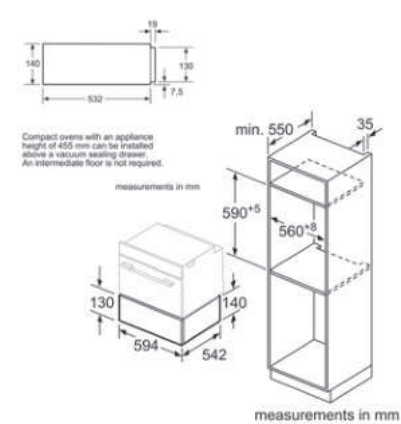
**A: 287.5 mm**



Compact ovens with an appliance height of 455 mm can be installed above a vacuum sealing drawer. An intermediate floor is not required.

measurements in mm

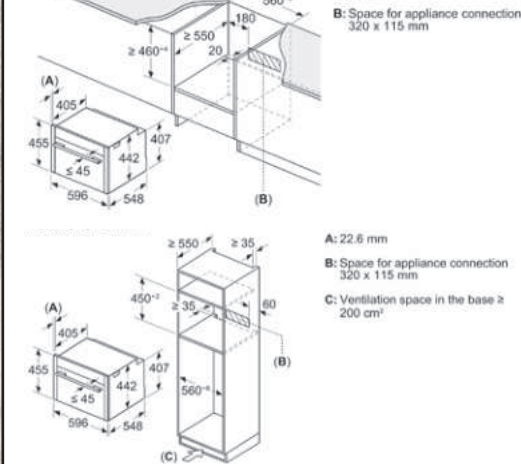
measurements in mm



**A:** 22.6 mm

**B:** Space for appliance connection  
320 x 115 mm

**C:** Ventilation space in the base  
 $\geq 200 \text{ cm}^2$



A: 22.6 mm  
B:  $\leq 347.5$  mm  
C: 7.5 mm

Installation with a hob.

For recessed depth, see hob dimensional drawing

Min. distance:  
 Induction hob: 5 mm  
 Gas hob: 5 mm  
 Electric hob: 2 mm

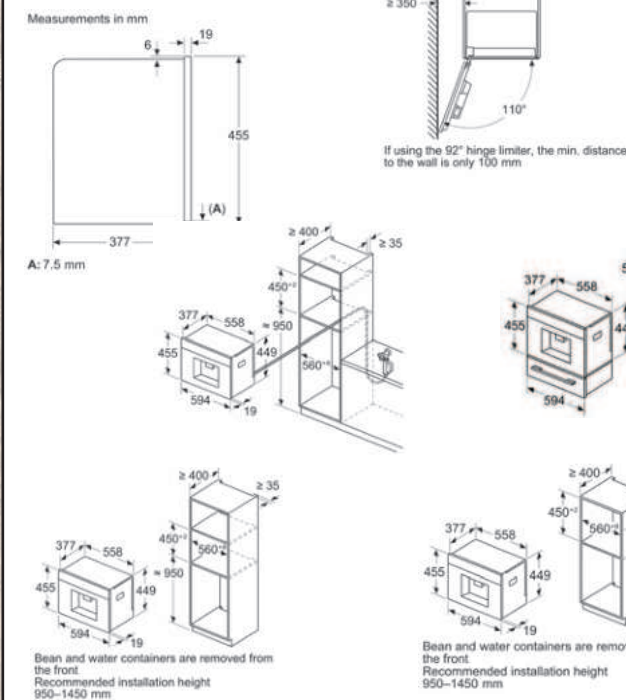
442

7.5

min. 450

A: Air inlet  $\geq 200 \text{ cm}^2$

Hob type	min. worktop thickness	
	fitted	flush
Induction hob	42 mm	43 mm
Full surface induction hob	52 mm	53 mm
Gas hob	32 mm	43 mm
Electric hob	32 mm	35 mm

[illegible]

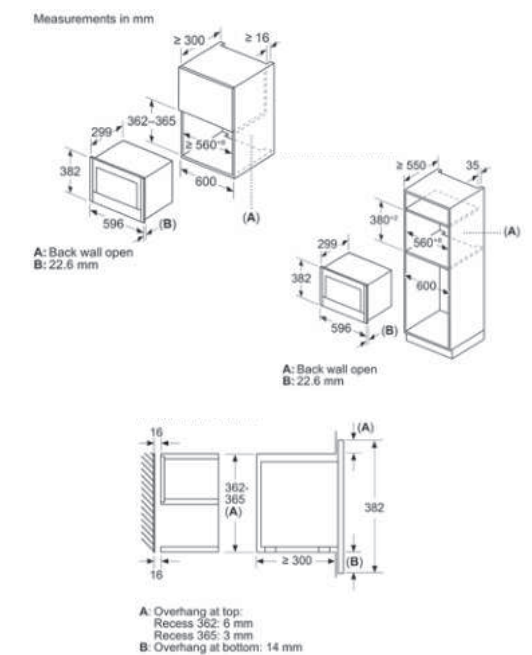
Bean and water containers are removed from the front.  
Recommended installation height  
950–1450 mm

Measurements in mm

The technical drawings show the oven unit from three perspectives:

- Front View (A):** Shows a unit with a width of 600 mm and a height of 382 mm. The top edge has a 16 mm overhang. The bottom edge has a 16 mm overhang. The depth is 299 mm.
- Side View (B):** Shows the unit from the side with a depth of 299 mm and a height of 382 mm. The top edge has a 16 mm overhang. The bottom edge has a 16 mm overhang. The width is 600 mm.
- Top View (A):** Shows the unit from above with a width of 600 mm and a depth of 299 mm. The top edge has a 16 mm overhang. The bottom edge has a 16 mm overhang. The height is 382 mm.

Dimensions are given in mm. A: Back wall open. B: 22.6 mm.



Measurements in mm

**A:** 22.6 mm

**B:** Space for appliance connection  
320 x 115 mm

Installation with a hob.

For recessed depth, see hob dimensional drawing

Min. distance:  
Induction hob: 5 mm  
Gas hob: 5 mm  
Electric hob: 2 mm

560 mm

442 mm

7.5 mm

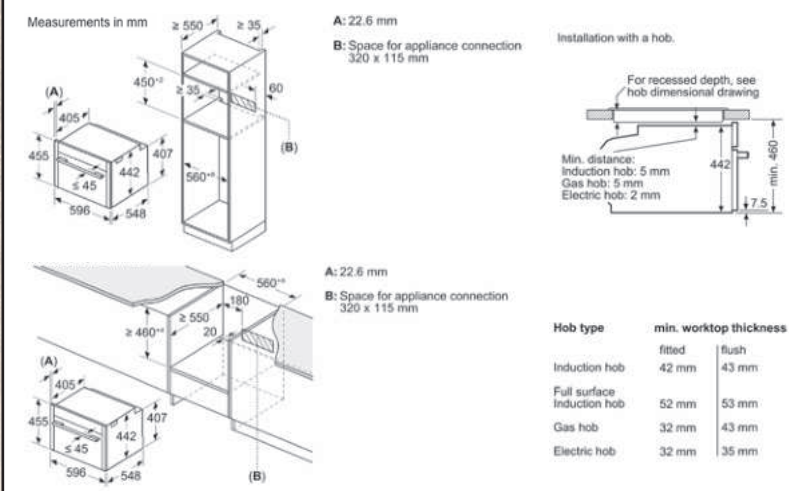
min.

**A:** 22.6 mm

**B:** Space for appliance connection  
320 x 115 mm

**Hob type**

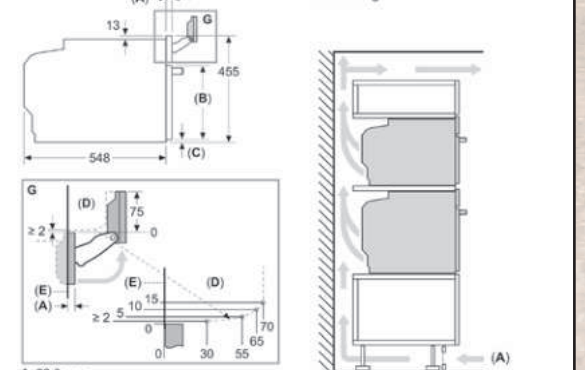
	min. worktop thickness	flush
Induction hob	42 mm	43 mm
Full surface Induction hob	52 mm	53 mm
Gas hob	32 mm	43 mm
Electric hob	32 mm	35 mm



Hob type	min. worktop thickness	
	fitted	flush
Induction hob	42 mm	43 mm
Full surface induction hob	52 mm	53 mm
Gas hob	32 mm	43 mm
Electric hob	32 mm	35 mm

Measurements in mm

Installing two appliances on top of each other  
Air exchange



A: 22.6 mm  
B:  $\leq 347.5$  mm  
C: 7.5 mm  
D: Area for worktop or kitchen cabinet door with handle  
E: Front edge of furniture carcass

A: Air inlet  $\geq 200 \text{ cm}^2$





## Glass Draft Hoods Flex Design

### Seamless Hob Installation

Celebrate your kitchen design with visual unity. Our Glass Draft Hood has been designed to be installed seamlessly with any of our Flex Design hobs in the corresponding 90cm or 80cm width.

### Ambient Light

The passionate cook's perfect must-have. Our Glass Panel with Illumination is unobtrusive so it will never divert attention from the peaceful view into your open plan kitchen or living area. Connect your Glass Draft Hood with the Home Connect app and choose from endless colours for the edge of your Glass Panel. Then treat yourself to a unique cooking experience every time with your choice of individual lighting.

*Open for*  
**fresh  
designs**

Personalise your hob and hood with easily interchangeable Flex Design Trim, available in four distinctive colours, to coordinate with your oven, coffee machine and your Twist Pad Flex®.



Brushed  
Bronze

Anthracite  
Grey

Metallic  
Silver

Deep Black





# Your Guide To Single Appliance Flex Design




## Flex Induction Hobs

Flex Design pack includes Side Trims for Induction Hobs. The Twist Pad Flex® is required and has to be ordered separately.

STEP 1 CHOOSE YOUR FLEX INDUCTION HOB				STEP 2 CHOOSE YOUR FLEX DESIGN TRIM		STEP 3 CHOOSE YOUR TWIST PAD FLEX®		STEP 4 COMPLETED APPLIANCE
Collection	Size	Hob Type	Model Number	Finish	Model Number	Finish	Model Number	 <small>Model shown: T69YYV4C0 Flex Induction Hob Z9802PFBY0 Flex Design Trim Z9801TWBY0 Twist Pad Flex®</small>
N90	90cm	3 Flex zones, frying sensor.	T69YYX4C0	Anthracite Grey	Z9802PFAY0	Anthracite Grey	Z9801TWAY0	
N90	90cm	2 Flex zones, 32cm triple zone, frying sensor.	T69YYV4C0	Brushed Bronze	Z9802PFBY0	Brushed Bronze	Z9801TWBY0	
N90	80cm	2 extended flex, frying sensor.	T68YYY4C0	Deep Black	Z9802PFDY0	Deep Black	Z9801TWDY0	
N90	60cm	2 extended flex, frying sensor.	T66YYY4C0	Metallic Silver	Z9802PFMY0	Metallic Silver	Z9801TWMY0	

## Glass Draft Hoods

Flex Design pack includes Side Trims for Glass Draft Hoods.

STEP 1 CHOOSE YOUR GLASS DRAFT HOOD				STEP 2 CHOOSE YOUR FLEX DESIGN TRIM		STEP 3 COMPLETED APPLIANCE
Collection	Size	Hood Type	Model Number	Finish	Model Number	 <small>Model shown: I98WMM1Y7B Glass Draft Hood Z5802GLBY0 Flex Design Trim</small>
N90	90cm	Guided Air technology, Automatic Air Sensor, Clear Glass with Ambient Light	I98WMM1Y7B	Anthracite Grey	Z5802GLAY0	
				Brushed Bronze	Z5802GLBY0	
				Deep Black	Z5802GLDY0	
				Metallic Silver	Z5802GLMY0	







# Your Guide To Seamless Combination Flex Design

## Side Trim – Induction Hob and Glass Draft Hood

Induction Hob installed with Glass Draft Hood with Seamless Combination trim.

**STEP 1**  
CHOOSE YOUR COMPLETED COMBINATION

GLASS DRAFT HOOD
90cm HOB

**STEP 2**  
SUITABLE APPLIANCES

CHOOSE YOUR INDUCTION HOB*			
Collection	Size	Hob Type	Model Number
N90	90cm	3 Flex zones, frying sensor.	T69YYX4C0
N90	90cm	2 Flex zones, 32cm triple zone, frying sensor.	T69YYV4C0
N90	80cm	2 extended flex, frying sensor.	T68YYY4C0

CHOOSE YOUR GLASS DRAFT HOOD*			
Collection	Size	Hood Type	Model Number
N90	90cm	Guided Air technology, Automatic Air Sensor, Clear Glass with Ambient Light	I98WMM1Y7B
N90	80cm	Guided Air technology, Automatic Air Sensor, Clear Glass with Ambient Light	I88WMM1Y7B

\*Please note you can combine 90cm Hob and Hood or 80cm hob and hood.

**STEP 3**  
CHOOSE YOUR FLEX DESIGN TRIM

CHOOSE YOUR FLEX DESIGN TRIM	
Finish	Model Number
Anthracite Grey	Z9302GLAY0
Brushed Bronze	Z9302GLBY0
Deep Black	Z9302GLDY0
Metallic Silver	Z9302GLMY0

**PLUS REQUIRED INSTALLATION ACCESSORY**  
SITS BENEATH APERTURE TO SUPPORT HOB AND HOOD PRODUCTS

90cm Installation Accessory	Z92WWY9X2
80cm Installation Accessory	Z92WWY8X2

**STEP 4**  
CHOOSE YOUR TWIST PAD FLEX®

CHOOSE YOUR FINISH	
Finish	Model Number
Anthracite Grey	Z9801TWAY0
Brushed Bronze	Z9801TWBY0
Deep Black	Z9801TWDY0
Metallic Silver	Z9801TWMY0










**SUMMARY ORDER...**  
TO ACHIEVE THIS INSTALLATION ORDER THE FOLLOWING SUITE OF MODEL CODES

To install a 90cm Induction Hob and 90cm Glass Draft Hood in Brushed Bronze.

**T69YYX4C0** Induction Hob  
**I98WMM1Y7B** Glass Draft Hood  
**Z9302GLBY0** Flex Design Trim  
**Z92WWY9X2** Required Installation Accessory  
**Z9801TWBY0** Twist Pad Flex®



# Flex Design Hobs and Hoods Ranges

APPLIANCE TYPE	SIZES			
	90cm	80cm	70cm	60cm
<div>Flex Venting Hobs</div> <div>All black glass Flex Venting Hobs have:</div> <ul style="list-style-type: none"><li>Automatic Air Sensor</li><li>Extended Frying Sensor</li><li>All require side trims to be ordered in chosen Flex Design finish</li></ul> <div>V68YYX4C0 requires a Twist Pad Flex® to be ordered in chosen Flex Design finish.</div> <div>Home Connect</div>		<div></div> <div>V68YYX4C0</div> <ul style="list-style-type: none"><li>Venting hob</li><li>2 Flex Zones &amp; Extended Frying Sensor</li></ul>	<div></div> <div>V57YHQ4C0</div> <ul style="list-style-type: none"><li>Venting hob</li><li>Extended Frying Sensor</li></ul>	
		<div></div> <div>V58YHQ4C0</div> <ul style="list-style-type: none"><li>Venting hob</li><li>Extended Frying Sensor</li></ul>		
<div>Flex Induction Hobs</div> <div>All black glass Flex Induction Hobs have:</div> <ul style="list-style-type: none"><li>Hob-Hood Control</li><li>Extended Frying Sensor</li><li>All require Twist Pad Flex® and side trims to be ordered in chosen Flex Design finish</li></ul> <div>Home Connect</div>	<div></div> <div>T69YYX4C0</div> <ul style="list-style-type: none"><li>3 x Flex Zones</li></ul>	<div></div> <div>T68YYY4C0</div> <ul style="list-style-type: none"><li>2 x Extended Flex</li></ul>		<div></div> <div>T66YYY4C0</div> <ul style="list-style-type: none"><li>2 x Extended Flex</li></ul>
	<div></div> <div>T69YYV4C0</div> <ul style="list-style-type: none"><li>2 x Flex Zones + 32cm triple zone</li></ul>			
<div>Glass Draft Hoods</div> <div>All Glass Draft Hoods have:</div> <ul style="list-style-type: none"><li>Guided Air Technology</li><li>Automatic Air Sensor</li><li>Clear Glass with Ambient Light</li><li>Hob-Hood control</li><li>Remote mountable motor up to 3m away</li></ul> <div>Home Connect</div>	<div></div> <div>I98WMM1Y7B</div> <ul style="list-style-type: none"><li>2 x Flex Zones + 32cm triple zone</li></ul>	<div></div> <div>I88WMM1Y7B</div> <ul style="list-style-type: none"><li>2 x Flex Zones + 32cm triple zone</li></ul>		
	<div></div> <div>D98IPT2Y5</div>			

## Flex Venting Hobs



All Venting Hobs require a set of Flex Design side trims to be ordered. All trims are a standard size and available in all 4 colours.

Finish	Model Number
Anthracite Grey	Z90802PFAV0
Brushed Bronze	Z90802PFBY0
Deep Black	Z90802PFDY0
Metallic Silver	Z90802PFMY0

KEY FEATURES	80CM		70CM	
	V68YYX4C0   N90	V58YHQ4C0   N70	V57YHQ4C0   N70	
Twist Pad Flex®	●	●	●	
2 x Flex Zones	●	●	●	
Climate Control Sensor	●	●	●	
Extended Frying sensor	●	●	●	
Appliance requires Twist Pad Flex® to be ordered in desired trim colour	●	●	●	
Integrated extractor	●	●	●	
Frying Sensor	11 levels	11 levels	11 levels	
Favourite Button	●	●	●	
Automatic extraction	Fully sensor based	Auto-On	Auto-On	
Number of Flex Induction zones	2			
Number of Combi Zone		2: Left & Right	2: Left & Right	
HOB FEATURES				
Number of individual zones	4	4	4	
Power Levels	17	17	17	
Power Boost	●	●	●	
Power Transfer	●	●	●	
Digital display / Adaptable Volume	● / ●	● / ●	● / ●	
Count up Timer / Count down timer / Pause Function	/ ● / ●	/ ● / ●	/ ● / ●	
Main on/off switch / Quick Start / Quick Stop/ Restart Function	● / ● / ●	● / ● / ●	● / ● / ●	
Pan Recognition / Pan Boost	● / Via HC/Favourite Button	● / Via HC/Favourite Button	● / Via HC/Favourite Button	
Dish Categories / Setting Recommendations	Via HC	Via HC	Via HC	
Keep Warm Function	Via HC/Favourite Button	Via HC/Favourite Button	Via HC/Favourite Button	
SAFETY FEATURES				
Residual Heat Indicator / Wipe Protection Function	● /	● /	● /	
Control Panel Lock / Safety Time Switch off	● / ●	● / ●	● / ●	
HOOD FEATURES				
Climate Control sensor	●			
Power levels	17 + 2 Intensive	9 + 2 Intensive	9 + 2 Intensive	
Automatic intensive revert setting	6 minutes	6 minutes	6 minutes	
Automatic or manual control / Interval operation	● / ●	● / ●	● / ●	
Automatic after running (extraction/recirculation)	12 / 30 minutes	30 minutes	30 minutes	
Dishwasher safe grease filter cassette with spillage collection	Yes - 200ml capacity	Yes - 200ml capacity	Yes - 200ml capacity	
Dishwasher safe spillage overflow collector	700ml capacity	700ml capacity	700ml capacity	
Metal grease filter / Electronic grease filter / Clean Air filter saturation indicators	● / ● / ●	● / ● / ●	● / ● / ●	
PERFORMANCE / TECHNICAL INFORMATION – HOB				
Nominal voltage / Maximum power output	V / W	220-240 / 7,400	220-240 / 7,400	220-240 / 7,400
Electrical cable length	cm	110	110	110
Rear left Induction zone	kW/mm	2.20	2.50	2.50
Rear right Induction zone	kW/mm	2.20	2.50	2.50
Front left Induction zone	kW/mm	2.20	2.50	2.50
Front right Induction zone	kW/mm	2.20	2.50	2.50
Flex Induction / Combi Zone zone left	kW/mm	3.30		
Flex Induction / Combi Zone zone right	kW/mm	3.30		
Combi Zone left	kW/mm		3.60	3.60
Combi Zone right	kW/mm		3.60	3.60
Rear left / right zone – with Power Boost	max. kW	3.70 / 3.70	3.70 / 3.70	3.70 / 3.70
Front left / right zone – with Power Boost	max. kW	3.70 / 3.70	3.70 / 3.70	3.70 / 3.70
PERFORMANCE / TECHNICAL INFORMATION – EXTRACTOR				
Extractor energy efficiency rating		A B	A B	A B
Extraction Rate in m³/h¹²				
Ducted / Recirculating power level Minimum		154 / 132	154 / 117	154 / 117
Ducted / Recirculating power level Maximum		500 / 499	500 / 487	500 / 487
Ducted / Recirculating power level Intensive		622 / 595	622 / 595	622 / 595
Noise level (sound power) based on dB(A) re 1 pW¹³				
Ducted / Recirculating power level Minimum		42 / 41	42 / 41	42 / 41
Ducted / Recirculating power level Maximum		69 / 68	69 / 68	69 / 68
Ducted / Recirculating power level Intensive		74 / 72	74 / 72	74 / 72
Motor power		170	170	170

¹ Air flow and noise declarations made in line with CECEC Code Of Conduct. ²Measured according to EN61591 on largest pipe diameter. ³Sound power measured according to EN60704-3 on largest pipe diameter.



Flex Induction Hobs

- All models feature Home Connect.



KEY FEATURES		T69YYX4C0   N90		T69YYV4C0   N70	
Twist Pad Flex® required		●		●	
Hob Hood Control		●		●	
5" Full Touch colour display with Dish Categories		Via HC		Via HC	
Favourite Button		●		●	
Smart Hood Automatic		●		●	
Frying Sensor		11 settings		11 settings	
Power Move / Power Boost / PowerTransfer		/ ● / ●		/ ● / ●	
Pan Boost		Via HC / Favourite Button		Via HC / Favourite Button	
Number of Flex Induction zones		2		2	
Extended Flex Induction Zone					
Number of Combi Induction zones					
FEATURES					
Number of individual zones		5		5	
Power levels		17		17	
Digital display / Adaptable Volume		Red / White Display / ●		Red / White Display / ●	
Count up Timer					
Quick Start		●		●	
Restart Function		●		●	
Energy Consumption Display					
Main on/off switch		●		●	
Quick-Off Function / Pause Function		/ ●		/ ●	
Pan Recognition		●		●	
Demo Mode		●		●	
Keep Warm Function		Via HC / Favourite Button		Via HC / Favourite Button	
SAFETY FEATURES					
Residual Heat Indicator		●		●	
Timer with automatic switch off for each zone		●		●	
Control Panel Lock		●		●	
Safety Time Switch off		●		●	
Wipe Protection Function					
PERFORMANCE / TECHNICAL INFORMATION					
Nominal voltage	V	220-240		220-240	
Maximum power output	W	11,100		11,100	
Electrical cable length	cm	110		110	
Plug & Play with GB plug					
Rear left Flex Induction zone - power	kW/mm	2.20	200x230	2.20	200x230
Rear left zone power	kW/mm				
Rear right Flex Induction zone - power	kW/mm	2.20	200x230	2.20	200x230
Rear right zone power	kW/mm				
Rear Centre zone power	kW/ mm	2.60,	300x240	2.20, 2.60, 3.30	210, 260, 320
Front Centre zone power	kW/ mm				
Front left Flex Induction zone - power	kW/mm	2.20	200x230	2.20	200x230
Front left zone power	kW/ mm				
Front right Flex Induction zone - power	kW/mm	2.20	200x230	2.20	200x230
Front right zone power	kW/ mm				
Flex Induction Zone left power	kW/mm	3.30	400x230	3.30	400x230
Flex Induction Zone right power	kW/mm	3.30	400x230	3.30	400x230
Extended Flex Induction rear left - power	kW/mm				
Extended Flex Induction rear right - power	kW/mm				
Combi Zone left power	kW/mm				
Combi Zone right power	kW/mm				
Rear left zone with Power Boost	(max. kW)	3.70		3.70	
Rear right zone with Power Boost	(max. kW)	3.70		3.70	
Rear Centre zone with Power Boost	(max. kW)	3.70		3.70	
Front Centre zone with Power Boost	(max. kW)				
Front left zone with Power Boost	(max. kW)	3.70		3.70	
Front right zone with Power Boost	(max. kW)	3.70		3.70	

T68YYY4C0   N90		T66YYY4C0   N70	
• Twist Pad Flex®		• Twist Pad Flex®	
• 2 x Extended Flex Zones		• 2 x Extended Flex	
• Hob Hood Control		• Hob Hood Control	
• Extended Frying sensor		• Extended Frying sensor	
●		●	
●		●	
Via HC		Via HC	
●		●	
●		●	
11 settings		11 settings	
/ ● / ●		/ ● / ●	
Via HC / Favourite Button		Via HC / Favourite Button	
2		2	
4		4	
17		17	
Red / White Display / ●		Red / White Display / ●	
●		●	
●		●	
●		●	
●		●	
/ ●		/ ●	
●		●	
●		●	
Via HC / Favourite Button		Via HC / Favourite Button	
●		●	
●		●	
●		●	
●		●	
220-240		220-240	
7,400		7,400	
110		110	
2.20	200x230	2.20	190x230
2.20	200x230	2.20	190x230
2.20	200x230	2.20	190x230
2.20	200x230	2.20	190x230
3.30	400x230	3.30	380x230
3.30	400x230	3.30	380x230
3.30	300x300	3.30	300x300
3.30	300x300	3.30	300x300
3.70		3.70	
3.70		3.70	
3.10		3.70	
3.70		3.70	

All models comply with COMMISSION REGULATION (EC) No 1275/2008 with regard to ecodesign requirements for standby and off mode electric power consumption. 14.6kW power output (20A); Current management options for 16A, 13A or 10A connection. \*MasterPartner® and AAR product only.



Glass Draft Hoods

- Installation can be Recirculated or Ducted out.



	90CM	80CM
	I98WMM1Y7B   N90	I88WMM1Y7B   N90
	<div><div><ul style="list-style-type: none"><li>• Guided Air Technology</li><li>• Climate Control Sensor</li><li>• Hob-Hood Control</li><li>• Efficient Drive Motor</li><li>• Home Connect</li><li>• Ambient Light</li></ul></div><div></div></div>	<div><div><ul style="list-style-type: none"><li>• Guided Air Technology</li><li>• Climate Control Sensor</li><li>• Hob-Hood Control</li><li>• Efficient Drive Motor</li><li>• Home Connect</li><li>• Ambient Light</li></ul></div><div></div></div>
SPECIAL FEATURES		
Seamless Installation to Hob Available (Check Compatibility)	•	•
Home Connect	•	•
Guided Air	•	•
Ambient Light	•	•
Climate Control Sensor	•	•
Hob-hood control	•	•
Efficient Drive	•	•
Intensive setting / Automatic intensive revert <sup>1</sup>	•	•
Filter Saturation Indicator	•	•
Filter Service Position	•	•
FEATURES		
Suitable for ducted operation / recirculating <sup>2</sup>	•	•
Power levels	3 + 2 Intensive	3 + 2 Intensive
NEFF Fresh Air (Interval operation)	•	•
Automatic after running min	10	10
Lighting	Glass rim illumination	Glass rim illumination
Type of control	Touch Control	Touch Control
PERFORMANCE / TECHNICAL INFORMATION		
Energy Rating	A	A
Appliance width mm	918	802
Extraction Rate in m³/h <sup>3,4</sup>		
Power level 3 - ducted / recirculating	519 / 472	501 / 447
Intensive level 1 - ducted / recirculating	656 / 543	620 / 501
Intensive level 2 - ducted / recirculating	833 / 620	775 / 562
Noise level (sound power) based on dB(A) re 1 pW <sup>3,5</sup>		
Power level 3 - ducted / recirculating	62 / 65	62 / 65
Intensive level 1 - ducted / recirculating	67 / 68	67 / 67
Intensive level 2 - ducted / recirculating	71 / 71	70 / 70
Pipe outlet diameter mm	150	150
Minimum distance above an electric hob / gas hob <sup>6</sup> mm	0 / Not Compatible	0 / Not Compatible
GB plug	•	•

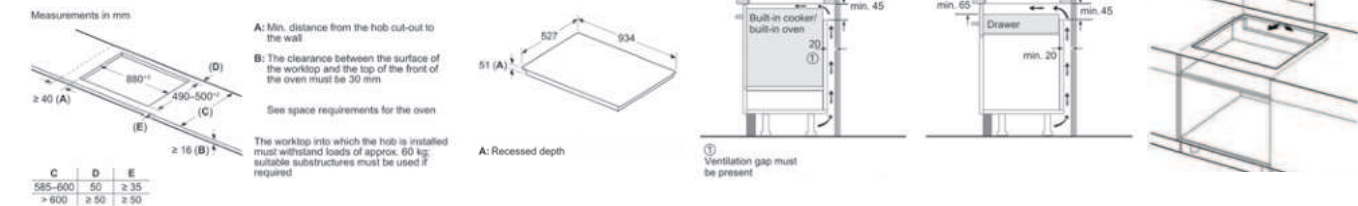
Angled Hood

	90CM
	D98IPT2S0B   N90
	<div><div><ul style="list-style-type: none"><li>• Hob-Hood Control</li><li>• Climate Control Sensor</li><li>• Efficient Drive Motor</li><li>• Home Connect</li><li>• Adjustable Lighting</li></ul></div><div></div></div>
SPECIAL FEATURES	
Home Connect	•
Adjustable LED White Colour Temperature	•
Climate Control Sensor	•
Smart Hood Automatic	
Hob-hood control	•
Efficient Drive	•
Intensive setting / Automatic intensive revert <sup>1</sup>	• / •
Filter Saturation Indicator	•
FEATURES	
Suitable for ducted operation / recirculating <sup>2</sup>	• / •
Electronic power level display	•
Power levels	3 + 2 Intensive
Automatic after running minutes	10
Lighting	2 x LED lights
Type of control	Touch Control
PERFORMANCE / TECHNICAL INFORMATION	
Energy Rating	A+
Appliance width mm	890
Extraction Rate in m³/h <sup>3,4</sup>	
Power level 3 - ducted / recirculating	441 / 435
Intensive level 1 - ducted / recirculating	753 / 752
Intensive level 2 - ducted / recirculating	1007 / 964
Noise level (sound power) based on dB(A) re 1 pW <sup>3,5</sup>	
Power level 3 - ducted / recirculating	51 / 59
Intensive level 1 - ducted / recirculating	65 / 72
Intensive level 2 - ducted / recirculating	70 / 78
Pipe outlet diameter mm	150
Minimum distance above an electric hob / gas hob <sup>6</sup> mm	450 / 650
GB plug	•

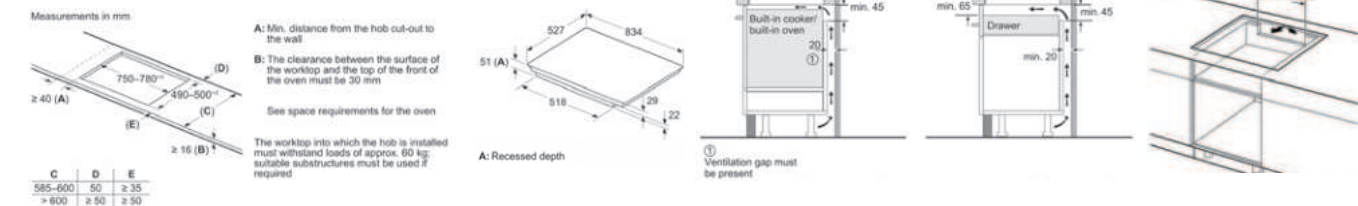


## NEFF Collection Hobs and Hoods

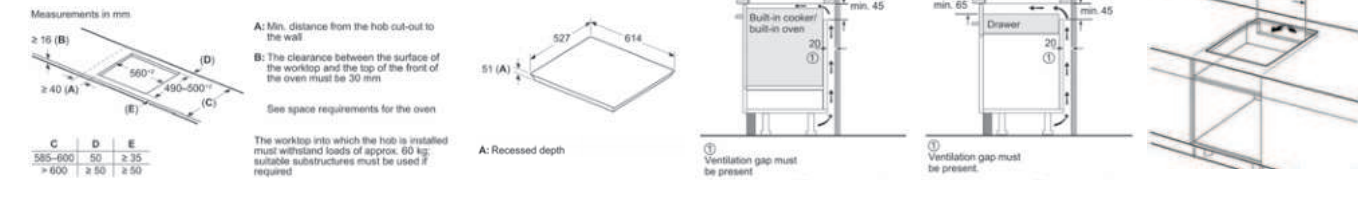
**90CM**  
T69YYX4C0 / T69YYV4C0



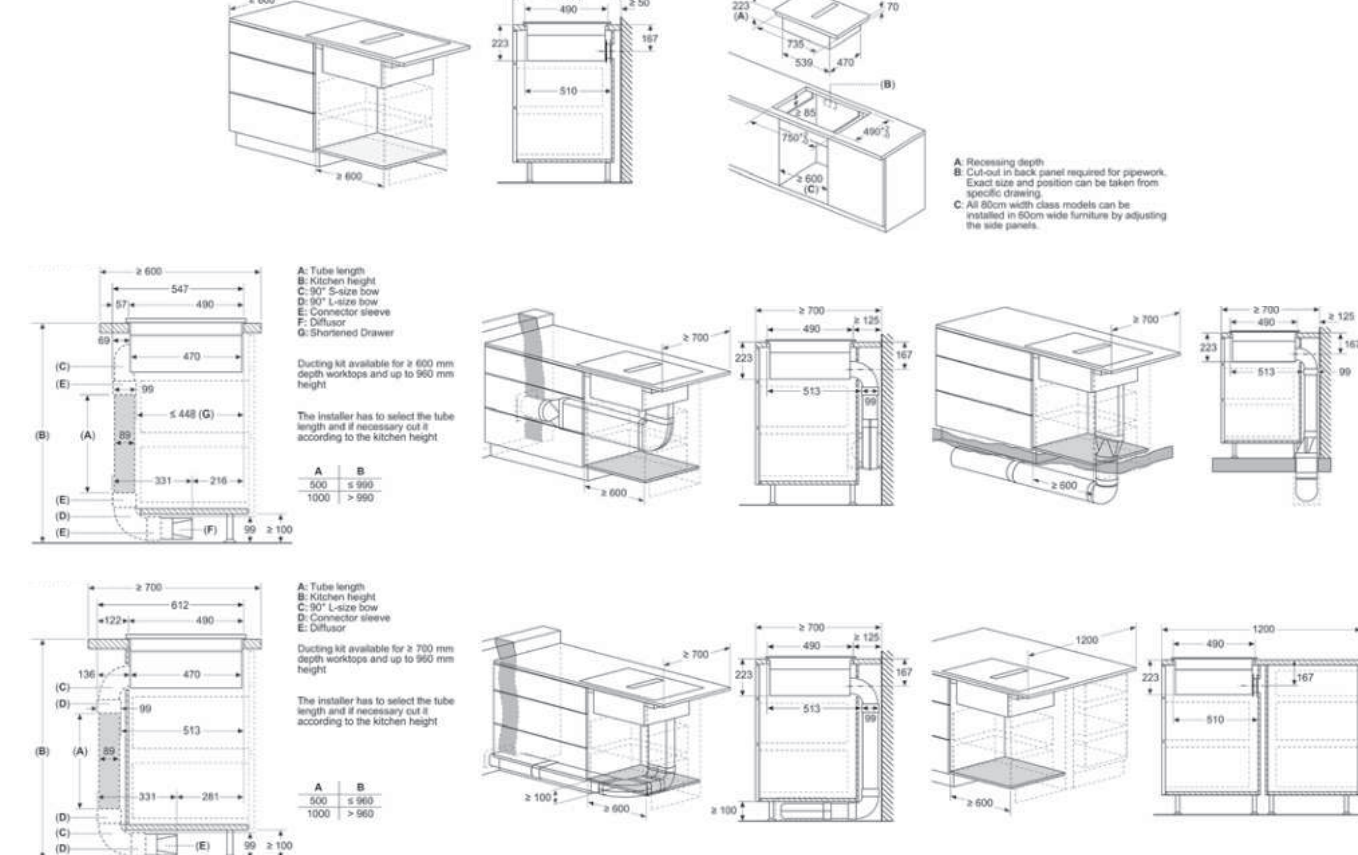
80CM  
T68YYY4C0



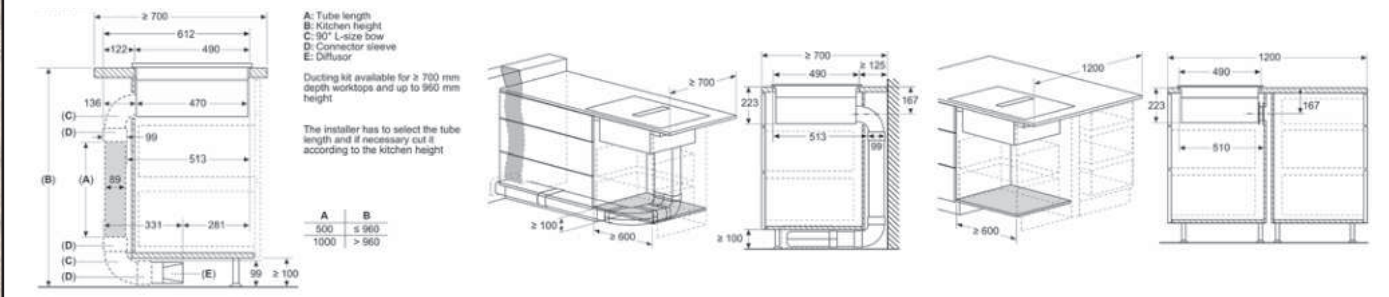
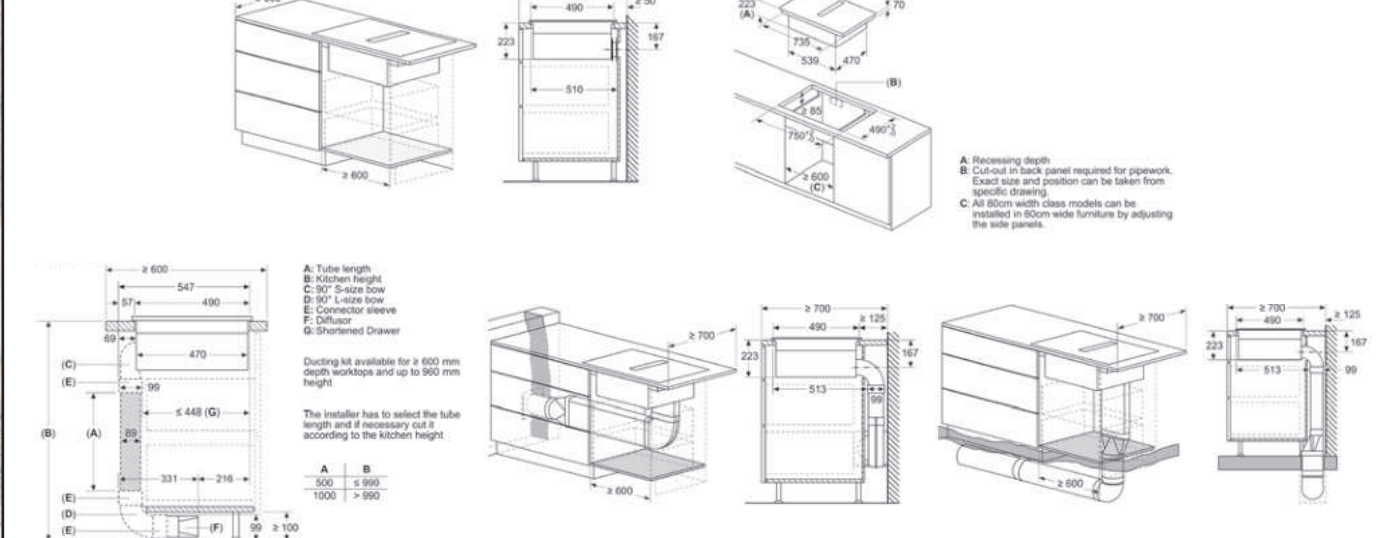
60CM  
T66YYY4C0



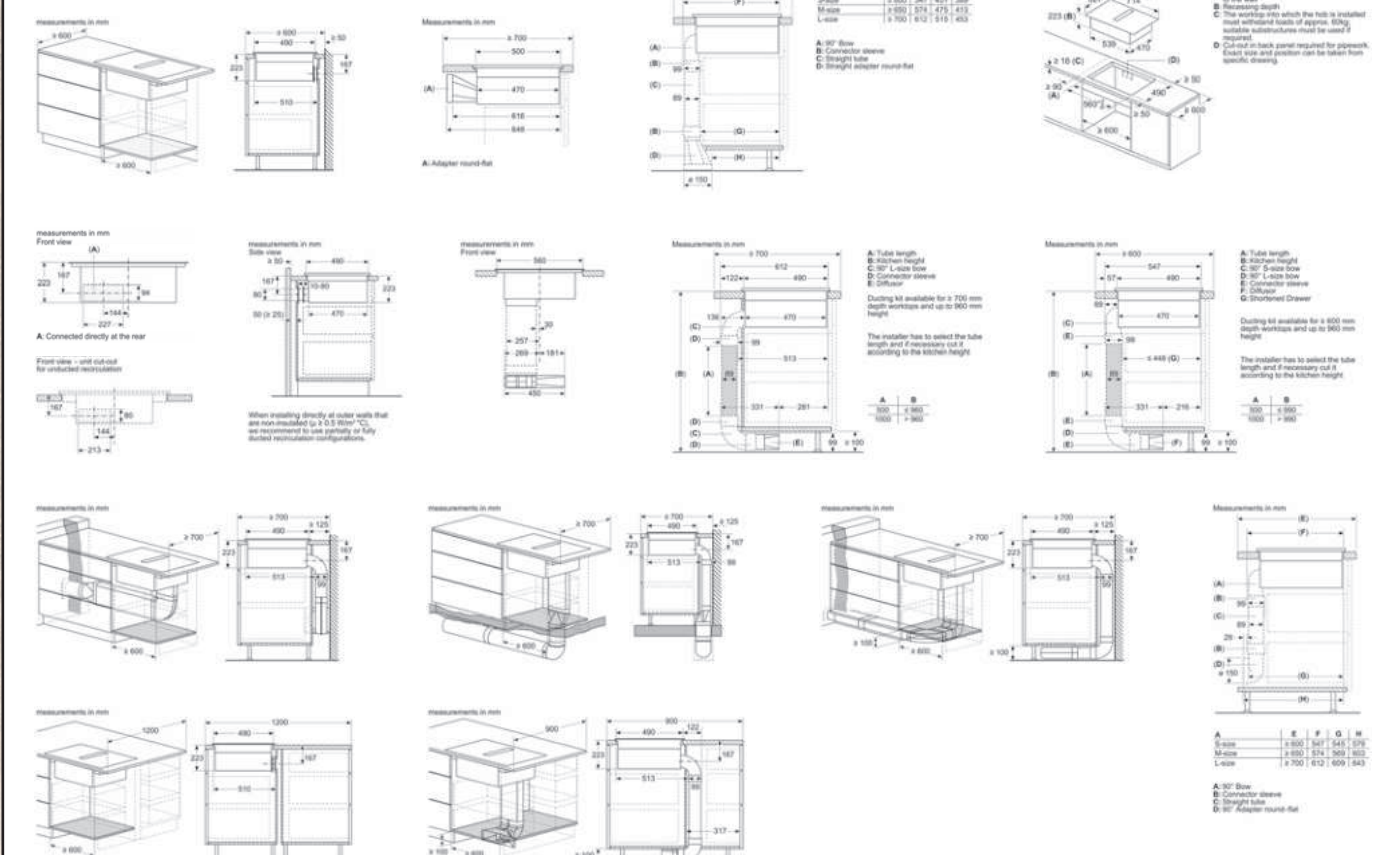
**80CM**  
V68YYX4C0



**80CM**  
V58YHQ4C0



70CM  
V57YHQ4C0











# Your Guide To Dishwashers



## Dishwashers

As this is a built in product there are no Flex Design kits to order.



FULLY INTEGRATED 60cm DISHWASHERS	
	
<b>S199ZB802E</b> <ul style="list-style-type: none"><li>• Intelligent</li><li>• Zeolith</li><li>• 8 programmes</li><li>• Gap Illumination</li><li>• Door Open assist</li><li>• Vario Hinge – 81.5cm height</li></ul>	<b>S299ZB802E</b> <ul style="list-style-type: none"><li>• Intelligent</li><li>• Zeolith</li><li>• 8 programmes</li><li>• Gap Illumination</li><li>• Door Open assist</li><li>• Vario Hinge – 86.5cm height</li></ul>

## 60cm Fully Integrated Dishwashers

	ZEOLITH	
	S299ZB802E   N90	S199ZB802E   N90
	<ul style="list-style-type: none"><li>• Vario Hinge - 86.5cm height</li></ul> 	<ul style="list-style-type: none"><li>• Flex 3 baskets</li><li>• Vario Hinge - 81.5cm height</li><li>• Zeolith Technology</li><li>• Intelligent programme</li><li>• Gap Illumination</li><li>• TFT display</li></ul> 
Control panel colour	Black	Black
Height (cm) / Hinge type	86.5 / Vario Hinge	81.5 / Vario Hinge
DESIGN FEATURES		
Drying system	Zeolith / Open Dry	Zeolith / Open Dry
Home Connect Wi-Fi connectivity	•	•
Control panel type	Touch control + TFT	Touch control + TFT
Basket description	Flex 3	Flex 3
Flex Cutlery Drawer (3rd loading level)	Flex Cutlery Drawer (Retrofit)	Flex Cutlery Drawer (Retrofit)
Status indicator	Gap Illumination (White)	Gap Illumination (White)
Door open assist	•	•
Glass care technology	•	•
Anti-slip protection / stemware support upper basket	• / •	• / •
Adjustable upper basket <sup>6</sup>	Rack Matic 3-stage	Rack Matic 3-stage
Number of flip tines in upper / lower basket	6 / 8	6 / 8
Cup shelves upper / lower baskets	2 / 2	2 / 2
Cutlery holder lower basket		
Largest loadable dish upper <sup>7</sup> / lower basket (cm)	29 / 33	27 / 30
Aqua sensor	•	•
Real-time clock	•	•
Start delay time max hours	24	24
Emotion light (interior lighting)	•	•
End of cycle indicator	Acoustic	Acoustic
Salt / Rinse aid light indicator / Self cleaning filter system	• / • / •	• / • / •
Flood protection system	Aqua Stop	Aqua Stop
Safety features	Door lock	Door lock
PROGRAMMES / FUNCTIONS		
List of programmes	Intelligent 40 °C, Eco 50 °C, Auto 45-65 °C, Chef 70 °C, Classic 60 °C, Glass 40 °C, Silence 50 °C , Favourite, Easy Clean	Intelligent 40 °C, Eco 50 °C, Auto 45-65 °C, Chef 70 °C, Classic 60 °C, Glass 40 °C, Silence 50 °C , Favourite, Easy Clean
Additional special options	Remote Start, Extra Shine, Power Zone, Extra Hygiene, Extra Speed	Remote Start, Extra Shine, Power Zone, Extra Hygiene, Extra Speed
TECHNICAL SPECIFICATIONS		
Reference programme for measurements	Eco 50 °C	Eco 50 °C
Energy efficiency class <sup>1</sup>	B	B
Energy <sup>2</sup> / water <sup>3</sup>	kWh / litres	64 / 9
Load capacity (place settings)	13	13
Programme duration <sup>4</sup>	h:min	3:35
Noise level	dB (A) re 1 pW	40
Noise efficiency class	B	B
Noise level (silence programme)	dB (A) re 1 pW	39
Length of electrical supply cord	cm	175
Length inlet / outlet hose	cm	165 / 190
Maximum height for installation	mm	925
Maximum height adjustability feet	mm	875
Maximum width for installation	mm	60
Height of the product	mm	600
Width / Depth of the product	mm	815
Net weight / Gross weight	kg	598 / 550
Water softener <sup>5</sup>	•	47 / 49
Maximum accepted water hardness	°DH	•
Maximum temperature for water intake	°C	50
Interior cavity	Stainless steel	60
Included accessories	Steam protection plate, Decorative strips (stainless steel)	Stainless steel
	Steam protection plate, Decorative strips (stainless steel)	Steam protection plate, Decorative strips (stainless steel)

All of our dishwashers have Aqua Stop water protection, detergent aware, Dosage Assist and a door lock as standard. All NEFF dishwashers are suitable for use with doors from 2.5kg-8.5kg apart from SlimLine S875HKX20G (2.5kg to 7.5kg) and VarioHinge models S195HCX26G and S295HCX26G (4.5kg to 11.0kg) if the correct door springs are installed.

• = Yes, model has this feature

<sup>1</sup> On an energy-efficiency class scale from A to G.

<sup>2</sup> Energy consumption in kWh/100 operating cycles (using Eco programme).

<sup>3</sup> Water consumption in litres/operating cycle (using Eco programme).

<sup>4</sup> Duration of Eco programme.

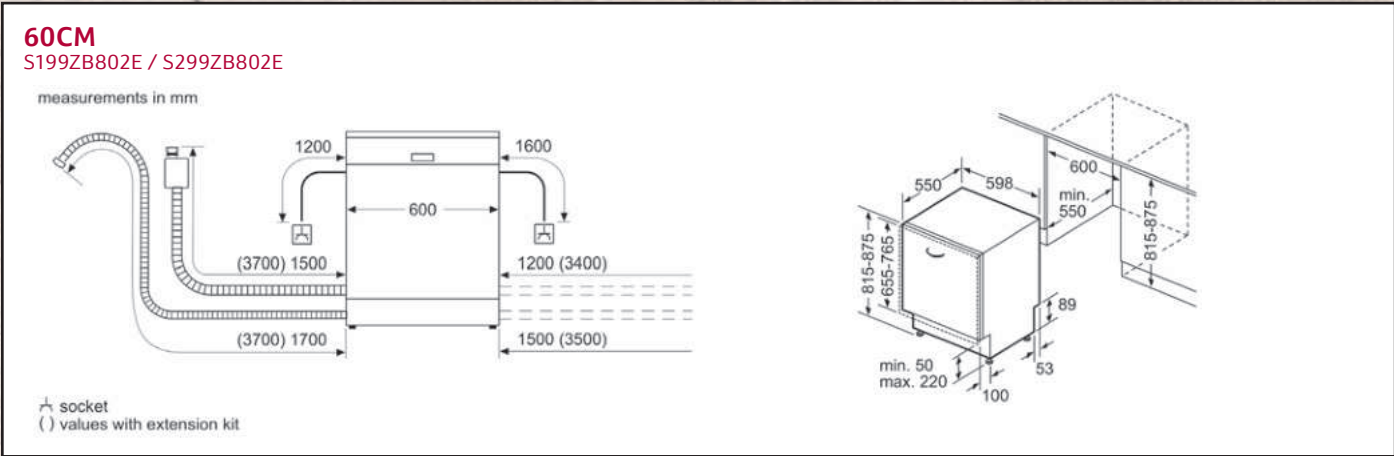
<sup>5</sup> We would recommend our dishwashers are connected to the mains water supply where possible. However, they may also be connected to an external water softener as long as the water softener produces softened water of less than 1.1 mmo/litre (7.0°e) and the water softener in the appliance is turned off. Please contact product advice for further information. Water pressure required: 0.5-10 Bar. Flow rate: 10 litres per minute. Inlet valve connected directly to ¾" screwed joint.

<sup>6</sup> Adjustable upper basket is 2-stage Rackmatic™ when Flex 3rd Basket is installed.

<sup>7</sup> Largest loadable dish height in upper basket will be smaller when Flex 3rd Basket is installed.



NEFF Collection Dishwasher



Flex Design Appliances

Ovens & Compacts

FLEX DESIGN OVEN RANGE – N90 FULL TOUCH 3 - 6.8” FULL TOUCH TFT DISPLAY WITH FLEX CONTROL					
Collection	Display Size	Flex Design Oven description	No of Functions	Steam	Model Code
N90	Full Touch 3	Slide and Hide® Single Pyrolytic Oven with Vario Steam®	20	Vario Steam®	B69VY7MY0
N90	Full Touch 3	Slide and Hide® Single Pyrolytic Oven	14		B69CY7MY0
N90	Full Touch 3	Slide and Hide® Single Oven with Intensive Steam	23	Intensive	B69FY5CX0
N90	Full Touch 3	Compact Oven with Intensive Steam	23	Intensive	C29FY5CX0
N90	Full Touch 3	Compact Oven with Microwave	20		C29MY7MY0
N90	Full Touch 3	Compact Coffee Machine - Left Hinged Door	11		CL9TX11X0

FLEX DESIGN OVEN RANGE – N90 FULL TOUCH 2 - 4.1” FULL TOUCH TFT DISPLAY					
Collection	Display Size	Flex Design Oven description	No of Functions	Steam	Model Code
N90	Full Touch 2	Slide and Hide® Single Pyrolytic Oven with Vario Steam®	21	Vario Steam®	B69VS7MY0A
N90	Full Touch 2	Slide and Hide® Single Pyrolytic Oven	14		B69CS7MY0B
N90	Full Touch 2	Slide and Hide® Single Oven with Intensive Steam	24	Intensive	B69FS5CY0A
N90	Full Touch 2	Compact Oven with Intensive Steam	23	Intensive	C29FS3AY0
N90	Full Touch 2	Compact Oven with Microwave	20		C29MS7KY0

FLEX DESIGN OVEN RANGE – N70 FULL TOUCH 1 - 3.7” FULL TOUCH TFT DISPLAY					
Collection	Display Size	Flex Design Oven description	No of Functions	Steam	Model Code
N70	Full Touch 1	Slide and Hide® Single Pyrolytic Oven	14		B59CR7KY0B
N70	Full Touch 1	Compact Oven with Microwave	16		C29MR21Y0B
N70	Full Touch 1	38cm Microwave Oven - Left Hinged Door			NL9WR21Y1B
N70	Full Touch 1	38cm Microwave Oven - Right Hinged Door			NR9WR21Y1B

N90/N70 FLEX DESIGN DRAWER RANGE		
Collection	Flex Design Drawer Range	Model Code
N90/70	14cm Vacuum Drawer	N29XA11Y1
N90/70	14cm Warming Drawer	N29HA11Y1B
N90/70	29cm Warming Drawer	N39HA11Y1B
N90/70	14cm Warming Drawer for Seamless Combination with Coffee Centre only	N29HA11Y2



# Colour Coordinated Flex Design Side Trims and Handles

FLEX DESIGN TRIMS FOR SINGLE APPLIANCE - OVENS, COFFEE MACHINE AND DRAWERS					
When installing an individual appliance and not combining seamlessly then order from these model codes.					
Pack Contents	Length of Trim	Anthracite Grey	Brushed Bronze	Deep Black	Metallic Silver
2 x Side Trims and 1 x Handle for use with 60cm NEFF Collection Single ovens	60cm	Z9060AY0	Z9060BY0	Z9060DY0	Z9060MY0
2 x Side Trims and 1 x Handle for use with 45cm NEFF Collection Compact Ovens	45cm	Z9045AY0	Z9045BY0	Z9045DY0	Z9045MY0
2 x Side Trims for use with 45cm NEFF Collection Coffee Machine	45cm	ZC045AY0	ZC045BY0	ZC045DY0	ZC045MY0
2 x Side Trims for 38cm Microwaves	38cm	Z9038AY0	Z9038BY0	Z9038DY0	Z9038MY0
2 x Side Trims for use with 14cm NEFF Collection Drawers	14cm	Z9014AY0	Z9014BY0	Z9014DY0	Z9014MY0
2 x Side Trims for use with 29cm NEFF Collection Drawer	29cm	Z9029AY0	Z9029BY0	Z9029DY0	Z9029MY0
Optional Accessory					
Colour coordinated Twist Pad Flex® - Optional Accessory for ovens in the Full Touch 3 - 6.8" TFT screen size only	Twist Pad Flex®	Z9801TWAY0	Z9801TWBY0	Z9801TWDY0	Z9801TWMY0
FLEX DESIGN TRIMS FOR SEAMLESS COMBINATION INSTALLATION - OVENS, COFFEE MACHINE AND DRAWERS					
If ordering to install seamlessly you need to order from these model codes.					
Pack Contents	Length of Trim	Anthracite Grey	Brushed Bronze	Deep Black	Metallic Silver
2 x Side Trims and 1 x Handle for 60cm Seamless Combination Installations	60cm	Z9060AY0	Z9060BY0	Z9060DY0	Z9060MY0
2 x Side Trims to Install for the 60cm Seamless Combination of the Coffee machine and 14cm drawer - Coffee accessory also required	60cm	ZC060AY0	ZC060BY0	ZC060DY0	ZC060MY0
2 x Side Trims and 1 x Handle for 75cm Seamless Combination Installations	75cm	Z9075AY0	Z9075BY0	Z9075DY0	Z9075MY0
2 x Side Trims and 1 x Handle for 88cm Seamless Combination Installations	88cm	Z990AAY0	Z990ABY0	Z990ADY0	Z990AMY0
2 x Side Trims and 2 x Handles for 90cm Seamless Combination Installations	90cm	Z990BAY0	Z990BBY0	Z990BDY0	Z990BMY0
2 x Side Trims and 1 x Handle for use with 98cm Seamless Combination Installations	98cm	Z9098AY0	Z9098BY0	Z9098DY0	Z9098MY0
2 x Side Trims and 2 x Handles for 105cm Seamless Combination Installations	105cm	Z9105AY0	Z9105BY0	Z9105DY0	Z9105MY0
2 x Side Trims and 2 x Handles for use with 120cm Seamless Combination - Full Installation Details in guide. 120A Installation Combinations	120cm	Z912AAY0	Z912ABY0	Z912ADY0	Z912AMY0
2 x Side Trims and 2 x Handles for use with 120cm Seamless Combination - Full Installation Details in guide. 120B Installation Combinations	120cm	Z912BAY0	Z912BBY0	Z912BDY0	Z912BMY0
REQUIRED ACCESSORIES FOR SPECIFIC INSTALLATIONS - COFFEE MACHINE AND OVENS					
Pack Contents	Model Number				
Coffee Accessory	ZC060TY0				
Intermediate Platform - Required when installing an oven on top of an oven	Z11SZ00X1				
Optional Accessory					
Colour coordinated Twist Pad Flex® - Optional Accessory for ovens in the Full Touch 3 - 6.8" TFT screen size only	Z9801TWAY0	Z9801TWBY0	Z9801TWDY0	Z9801TWMY0	

# Flex Design Appliances

## Hobs, Hoods & Dishwashers

FLEX DESIGN HOB RANGE					
Hob Width Size	Collection	Flex Design Flex Induction Hob - All with Twist Pad Flex® Control	Colour	Home Connect	Model Code
90cm	N 90	3 x Flex Zones, Frying Sensor	Black Glass	Yes	T69YYX4C0
90cm	N 90	2 x Flex + 32cm Triple Zone, Frying Sensor	Black Glass	Yes	T69YYV4C0
80cm	N 90	2 x Extended Flex, Frying Sensor	Black Glass	Yes	T68YYY4C0
60cm	N 90	2 x Extended Flex, Frying Sensor	Black Glass	Yes	T66YYY4C0
Hob Width Size	Collection	Venting Hob	Colour	Home Connect	Model Code
80cm	N 90	2 x Flex Induction, Extended Frying Sensor, Twist Pad Flex® Control	Black Glass	Yes	V68YYX4C0
80cm	N 70	2 x Combi Zone, Extended Frying Sensor, Twist Touch® control	Black Glass	Yes	V58YHQ4C0
70cm	N 70	2 x Combi Zone, Extended Frying Sensor, Twist Touch® control	Black Glass	Yes	V57YHQ4C0

FLEX DESIGN HOOD RANGE					
Hood Width Size	Collection	Flex Design Glass Draft Hood	Colour	Home Connect	Model Code
90cm	N 90	Guided Air technology, Ambient Light, Touch control	Clear Glass	Yes	I98WMM1Y7B
80cm	N 90	Guided Air technology, Ambient Light, Touch control	Clear Glass	Yes	I88WMM1Y7B
Hood Width Size	Collection	Angled Hood	Colour	Home Connect	Model Code
90cm	N 90	Automatic air sensor, cooktop-based Hood Control	Black Glass	Yes	D98IPT2Y5
NEFF COLLECTION DISHWASHER RANGE					
Size	Collection	Dishwasher Highlights	Colour	Home Connect	Model Code
60cm Fully Integrated	N 90	Zeolith, Gap Illumination, Vario Hinge 81.5cm height	Black Glass	Yes	S199YB801E
60cm Fully Integrated	N 90	Zeolith, Gap Illumination, Vario Hinge 86.5cm height	Black Glass	Yes	S299YB801E

# Colour Coordinated Flex Design Side Trims and Handles

FLEX DESIGN TRIMS - HOBS				
Pack Contents	Anthracite Grey	Brushed Bronze	Deep Black	Metallic Silver
Colour coordinated Twist Pad Flex® - required for Flex Design Induction hobs	Z9801TWAY0	Z9801TWBY0	Z9801TWDY0	Z9801TWMY0
2 x colour coordinated Flex Design Side Trims required for use with all Flex design Induction hobs including Venting Hob	Z9802PFAY0	Z9802PFBY0	Z9802PFDY0	Z9802PFMY0
FLEX DESIGN TRIMS - HOODS				
Pack Contents	Anthracite Grey	Brushed Bronze	Deep Black	Metallic Silver
2 x Glass Draft Side Trims	Z5802GLAY0	Z5802GLBY0	Z5802GLDY0	Z5802GLMY0
Optional colour coordinated Flex Design Trims for Seamless Installation linking Flex Design Hobs to Flex Design GlassDraft Extractor	Z9302GLAY0	Z9302GLBY0	Z9302GLDY0	Z9302GLMY0
2 x Angled Hood Side Trims	Z91BIE9AY0	Z91BIE9BY0	Z91BIE9DY0	Z91BIE9MY0





NEFF Customer Service  
Grand Union House  
Old Wolverton Road  
Milton Keynes  
Buckinghamshire  
MK12 5ZR

BSH Home Appliances Ltd.  
M50 Business Park  
Ballymount  
Dublin 12  
D12 KP90  
T 01 450 2655  
[www.neff-home.com/ie](http://www.neff-home.com/ie)

NEFF, a division of  
BSH Home Appliances Ltd.  
Grand Union House  
Old Wolverton Road  
Wolverton  
Milton Keynes  
MK12 5PT  
[www.neff-home.com/uk](http://www.neff-home.com/uk)