




SLIDING SYSTEMS

WALL-MOUNTED

WALL-MOUNTED SLIDING DOOR SYSTEM:

SINGLE SP1Nz (with bolt keeper)	
SINGLE SP1Nb (w/o bolt keeper)	
DOUBLE SP2N	

Price includes:

Aluminium track with a cover profile and door stop in the colour of the door leaf and length:

- 210 cm for "100" leaves
- 200 cm for "90" leaves
- 180 cm for "80" leaves
- 150 cm for "70" "60" leaves

Available wall-mounted sliding system sets

- Track with a cover profile and door stop with gasket (only SP1Nz & SP1Nb)
- Track with a cover profile and tunnel door frame (only for SP2N)
- Track with a cover profile and door stop + tunnel door frame (only SP1Nz & SP1Nb)
- Track with a cover profile and door stop with gasket + tunnel door frame (only SP1Nz & SP1Nb)

The SP1N and SP2N wall-mounted sliding door system with selected door leaves is also available as per the PL2112 standard.

The non-rebated door leaf for wall-mounted sliding system cannot have an air gap undercut.

The cover profile is neither laminated nor paint coated on the inside.

EXTRA CHARGES

"tunnel" type adjustable door frame

included in the price of the adjustable frame

hook bolt lock with hardware

only for the single door system

oval, rectangular or round pull handle

glossy chrome, brushed chrome, glossy brass, black matt; two pcs. of pull handles per set

synchronisation

simultaneous opening and closing of the door leaves using only one leaf; only for SP2N

soft closing damper

automatic leaf damping during the final closing phase

Only for SP1Nz and SP1Nb

standard 2112

surcharge for door leaves under standard 2112 and as the "tunnel" version

ROUND, OVAL AND RECTANGULAR PULL HANDLES ¹⁾

glossy chrome, brushed chrome, glossy brass, black matt



¹⁾ in the BALDUR 8 model, the oval and square pull handles overlap the moulding

HOOK BOLT KEY LOCKS

glossy chrome,
brushed chrome,
shiny brass,
black matt

key only in silver



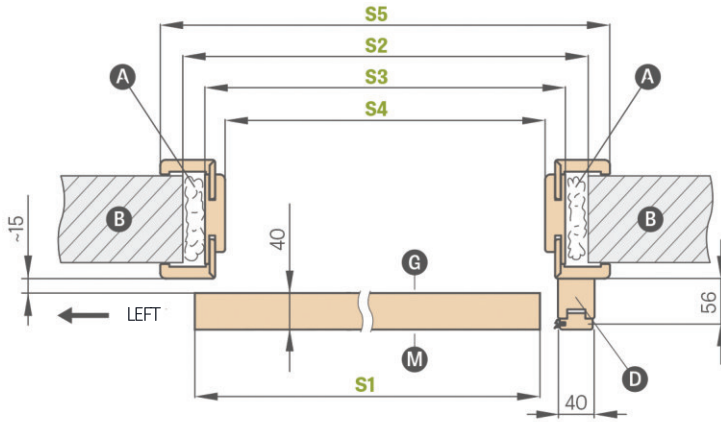
the hook bolt key lock comes with two pull handles to choose



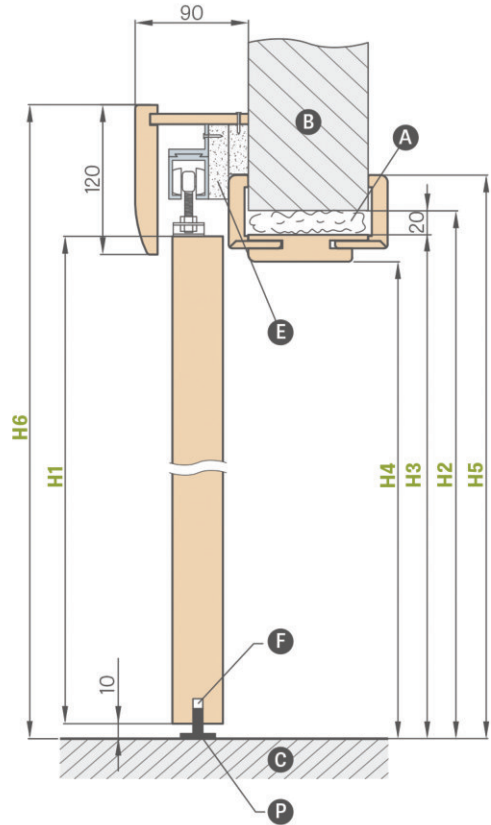
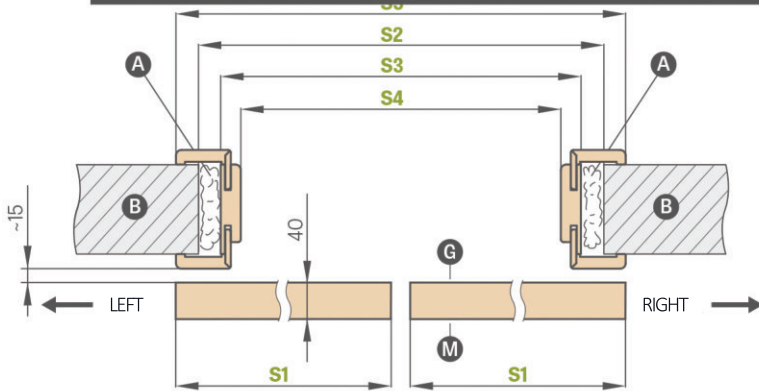
WALL-MOUNTED SLIDING DOOR SYSTEM

WITH DOOR OPENING HOUSING

SP1Nz or SP1Nb (left, obverse version)



SP2N (obverse version)



- A - foam
- B - wall
- C - floor
- D - door stop (directional as per the PL2112 standard)
- E - spacer strip
- F - milled groove for the guide rail
- G - smooth side of the glass
- P - floor guide rail
- M - glass matt side

WALL-MOUNTED SLIDING DOOR SYSTEM WITH DOOR OPENING HOUSING

SINGLE DOORS

DOUBLE DOORS







	"60"	"70"	"80"	"90"	"100"	"60" x 2	"70" x 2	"80" x 2	"90" x 2	"100" x 2
S1 Door leaf width	644	744	844	944	1044	1288	1488	1688	1888	2088
S2 Opening width in the wall	688	788	888	988	1088	1288	1488	1688	1888	2088
S3 Frame outer width	648	748	848	948	1048	1248	1448	1648	1848	2048
S4 Frame opening width	604	704	804	904	1004	1204	1404	1604	1804	2004
S4 Opening width in the wall for SPN w/o housing	604	704	804	904	1004	1204	1404	1604	1804	2004
S5 Frame cover width Architraves 6cm/Architraves 8cm	746/ 786	846/ 886	946/ 986	1046/ 1086	1146/ 1186	1346/ 1386	1546/ 1586	1746/ 1786	1946/ 1986	2146/ NA
H1 Door leaf height	2030 (2112) ¹⁾									
H2 Opening height in the wall	2060 (2142) ¹⁾									
H2 Opening height in the wall for SPN w/o housing	2020 (2102) ¹⁾									
H3 Frame outer height	2040 (2122) ¹⁾									
H4 Frame opening height	2018 (2100) ¹⁾									
H5 Frame cover height architrave 6 cm /architrave 8 cm	2089 / 2109 (2171 / 2191) ¹⁾									2089 / none (2171 / 2191) ¹⁾
H6 Overall system height	2142 (2224) ¹⁾									

¹⁾ PL2112 standard

SLIDING SYSTEMS

POCKET SYSTEMS

ERKADO pocket door system range includes:

BASIC TUNNEL INSTALLATION		
SP1C.100		Single "100" pocket sliding system only available for STILE panelled doors, painted doors and ALTAMURA 1, UNO PREMIUM and UNO LUX models
SP2C.100		Double "100" pocket sliding system only available for STILE panelled doors and ALTAMURA 1 and UNO PREMIUM models
SP1C.125		Single "125" pocket sliding system
SP2C.125		Double "125" pocket sliding system
ZN1		One-sided supplementary basic in-wall installation for SP1C.100 or SP1C.125 system
ZN2		One-sided supplementary basic in-wall installation for SP2C.100 or SP2C.125 system

Not available for CPL0.2 & CPL0.7 laminates

$$\text{SLIDING SYSTEM PRICE} = \text{DOOR LEAF PRICE} + \text{ALUMINIUM POCKET PRICE} + \text{BASIC TUNNEL INSTALLATION PRICE} + \text{OPTIONAL INSTALLATION PRICE ZN1 OR ZN2}$$

Standard single/double pocket sliding system includes:

- aluminium case [LEON] SP1
- aluminium case [LEON] SP2
- non-rebated door leaf / two non-rebated door leaves – price for standard door leaf / price for two door leaves
- basic tunnel installation (see table above)
- tunnel installation ZN1 or ZN 2 – see table on the next page

ROUND, OVAL AND RECTANGULAR PULL HANDLES ¹⁾

glossy chrome, brushed chrome, glossy brass, black matt



HOOK BOLT KEY LOCKS

glossy chrome,
brushed chrome,
shiny brass,
black matt.

Key only in silver



The hook bolt key lock comes with two pull handles to choose

EXTRA CHARGES

frame joints at 90 degrees

Hook bolt lock with hardware

only available for: SP1C.100, SP1C.125

oval, rectangular or round pull handle

glossy chrome, brushed chrome, glossy brass, black matt
available for SP1C.100, SP2C.100, SP1C.125, SP2C.125
pull handle set includes two pcs.

finger pull

glossy chrome, brushed chrome, glossy brass, black matt

synchronisation

simultaneous opening and closing of the door leaves using only one leaf
only available for: SP2C.100, SP2C.125

soft closing damper

automatic soft close in the final closing phase; available for SP1C.100, SP1C.125 only

standard 2112

surcharge for door leaves under standard 2112, pockets and housings

¹⁾ in the BALDUR 8 model, the oval and square pull handles overlap the moulding

IN-WALL INSTALLATION IN THE SINGLE DOOR SYSTEM FOR ONE SIDE ZN1

One-sided adjustment range for the basic wall
min-max (mm)

0-40;
40-60;
60-80;
80-100;
100-120;
120-140
140-160;
160-180;
180-200
200-220;
220-240
240-260;
260-280
280-300;
300-320
320-340;
340-360

- The system of one-sided in-wall installation for double doors ZN2 + 30% extra of the prices in table above
- Surcharge of 15% for Standard 2112

SINGLE & DOUBLE POCKET SLIDING SYSTEMS

		"60"	"70"	"80"	"90"	"100"	2 x "60"	2 x "70"	2 x "80"	2 x "90"	2 x "100"
S1	Door leaf width	644	744	844	944	1044	1288	1488	1688	1888	2088
S2	Frame opening width	604	704	804	904	1004	1204	1404	1604	1804	2004
S3	Pocket width	1318	1518	1718	1918	2118	2538	2938	3338	3738	4138
S4	Frame cover width Architraves 6cm/Architraves 8cm	746/ 786	846/ 886	946/ 986	1046/ 1086	1146/ 1186	1346/ 1386	1546/ 1586	1746/ 1786	1946/ 1986	2146/ NA
S5	Opening width in the pocket	655	755	855	955	1055	1255	1455	1655	1855	2055
S6	Opening width in the wall	1338	1538	1738	1938	2138	2558	2958	3358	3758	4158
H1	Door leaf height	2030 (2112) ¹⁾									
H2	Frame cover height Architraves 6cm/Architraves 8cm	2092 / 2112 (2174 / 2194) ¹⁾									2092/none (2174 / none) ¹⁾
H3	Pocket height	2115 (2197) ¹⁾									
H4	Frame opening height	2021 (2103) ¹⁾									
H5	Opening height in the wall	2125 (2207) ¹⁾									

¹⁾ PL2112 standard



Photo: Wall-mounted sliding system




Photo: Pocket sliding system



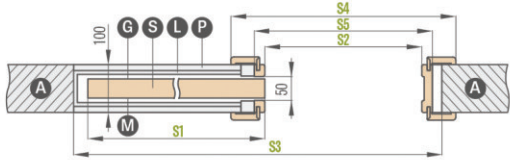
SINGLE AND DOUBLE DOOR SYSTEMS

POCKET SYSTEMS

SP1C.100 (left, AWERS obverse glazing)

Fixed range of 100 mm

Pocket thickness before gypsum board installation – 75 mm

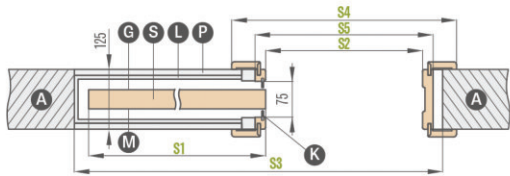


For UNO PREMIUM, ALTAMURA 1 only, and for all panelled doors. The system does not come with dust brushes (not required).

SP1C.125 (left, AWERS obverse glazing)

Fixed range of 125 mm

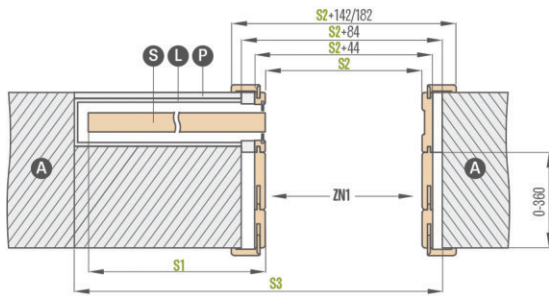
Pocket thickness before gypsum board installation – 100 mm



Only for use with flush doors which are supplied with a glass frame. The system includes grey dust brushes.

ZN1 one-sided basic in-wall installation for SP1C.100 and SP1C.125

basic in-wall installation range from 0-40; 40-60; ... 340-360

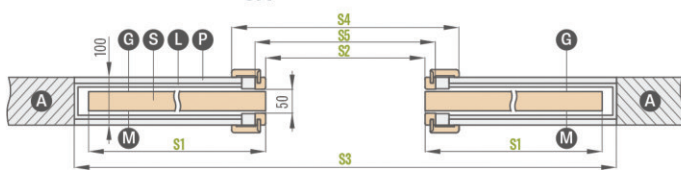


The drawing shows a one-sided the basic in-wall installation ZN1.

SP2C.100 (AWERS obverse glazing)

Fixed range of 100 mm

Pocket thickness before gypsum board installation – 75 mm

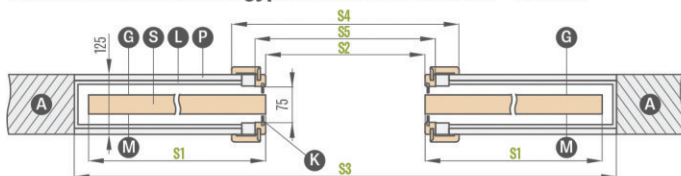


For UNO PREMIUM, ALTAMURA 1 only, and for all panelled doors. The system does not come with dust brushes (not required).

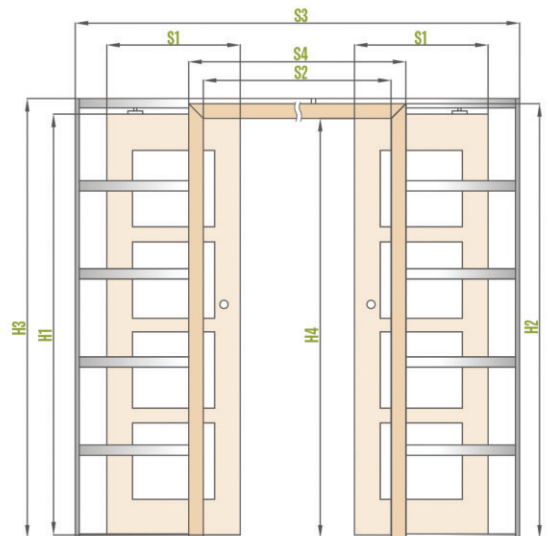
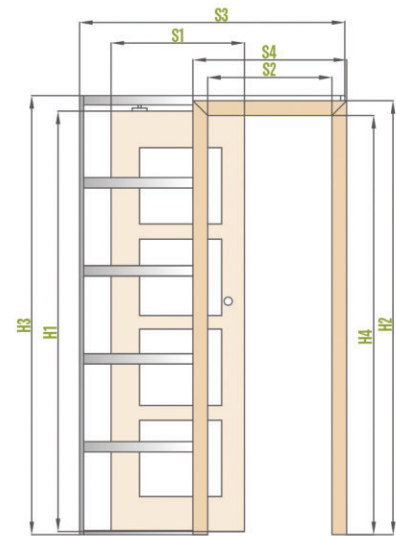
SP2C.125 (AWERS obverse glazing)

Fixed range of 125 mm

Pocket thickness before gypsum board installation – 100 mm



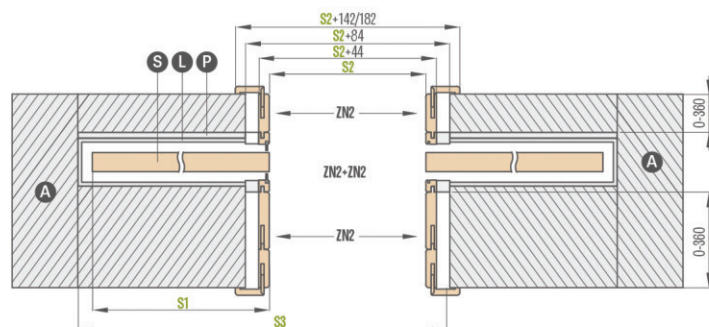
Only for use with flush doors which are supplied with a glass frame. The system includes grey dust brushes.



- A – wall
- P – gypsum board
- G – smooth side of the glass
- S – leaf
- L – aluminium case
- K – dust brushes
- M – glass matt side

ZN2 one-sided basic in-wall installation for SP2C.100 and SP2C.125

basic in-wall installation range from 0-40; 40-60; ... 340-360



The drawing shows double-sided the basic in-wall installation ZN2 + ZN2.