

DUROPAL WORKTOP COLLECTION

UK & IRELAND
2021-2024



MADE IN GERMANY

MAKE
YOUR
VISIONS
WORK.

DUROPAL

PFLIDERER

Decor used:
S63045 India White

**MAKE
YOUR
VISIONS
WORK.**

QUALITY YOU CAN TAKE FOR GRANTED

Duropol worktops are the perfect alternative to acrylic based, granite and stone worktops at a fraction of the price. Our comprehensive selection of decors offers opportunities from the most modern applications to the more traditional.

DUROPAL WORKTOPS	4
PROFILE OVERVIEW	6
<hr/>	
DECORS	8
COMPACT WORKTOPS	18
<hr/>	
HIGH RESISTANCE	22
ACCESSORIES	24
DIMENSIONS	26
SURFACE TEXTURES	28
<hr/>	
HYGIENE PRODUCTS	32
SUSTAINABILITY	34

DUROPAL WORKTOPS



TAKING ROBUSTNESS AND VARIETY TO A NEW LEVEL

Duropal worktops are easy to process and extremely durable. They offer a wide range of decors, surface structures and core materials – making them the material of choice for modern, long-lasting and hygienic kitchen design.

- 45 exciting decors available as 40mm post-formed worktops,
- 8 of those decors are duplicated in a modern 20mm square edged worktop,
- a further 8 decors in 40mm square edged,
- and finally 12 decors in the ultra modern 12mm solid core compact worktop.

HPL surface

Duropal worktops are surfaced with genuine high-pressure laminate guaranteed to EN 438; hardwearing and easy to clean.

Glueline

Guaranteed moisture and heat resistant to EN 204. Only featured on post-formed worktops.

Post-formed edge

The profiled front edge of Duropal worktops is designed to help prevent liquid spills finding their way into drawers and cupboards. Please note that the post-formed edge is available for a selection of 45 decors.

Certified to the highest standards

As a large consumer of chipboard, we ensure that all our material carries the PEFC certification, guaranteeing that it comes from properly environmentally managed and sustainable sources. We have also achieved independent PEFC accreditation to provide surety for “chain of custody”.



Please refer to www.duropal.co.uk for a copy of the certificate and scope of certification.



**OVERVIEW
OF WORKTOP
PROFILES**



Cubix profile

The Duropal Cubix profile, modern and exciting creating a square edge appearance, is available in this collection in 9 colourways.


- 2mm radius
- available as 40mm post-formed edge



Quadra profile

The Duropal Quadra profile, fashionable yet tried and tested, offers you unique product features and is available in this collection in 36 colourways.

- 3mm radius
- available as 40mm post-formed edge



Special Seal

All Duropal worktops with both Cubix and Quadra profiles come with a unique seal designed to ensure a lifetime of protection against moisture and steam.

ClassicBoard P2 CARB2:

This panel type satisfies the same demands as the standard chipboard core, but is suitable for fields of application with stricter emission demands and in accordance with EN 312.



Duropal Compact Worktop

A thin worktop with extraordinary properties. With its simple style it reflects the latest trends in interior design.

- available in 12mm with white, grey and black core
- available in a selection of 12 decors



Square edged

Worktop with almost right-angled edge. In addition to the extraordinary high-quality look, the laser edging process is also impervious to moisture and water vapour – just like a post-formed edge!

- available as 20mm and 40mm edge
- available in a selection of 8 decors

Technical data for this product can be found under Duropal Worktop PerForm on www.duropal.co.uk
























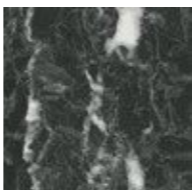

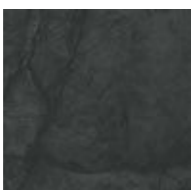










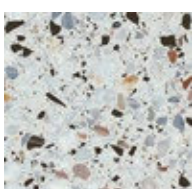





General guidelines for processing Duropal worktops:




- Always use sharp tools.
- Circular saw blades with flat chamfer teeth (FZ/FA) or alternating teeth (WZ) achieve best results.
- Reduce the feed rate when cutting through the post-formed edge.
- Spiral router cutters achieve best results.
- For finishing edges with Duropal HPL edging strip, trim and finish with 300 grit sandpaper.

This information is for guidance only and is based on our experiences with the processing of our products, it does not give any guarantee of final results; guidelines should be adapted to the situation depending on the tools available. Your tool supplier should be consulted to assist in the selection of the correct tools for best results. This information is not intended to and shall not be deemed to constitute a guarantee by us of any kind or character whatsoever.





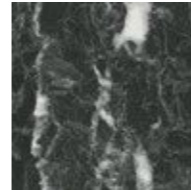



DECORS

40mm post-formed worktops









A	B	C	D	E	F
 R20004 VV QUADRA Natural Oak Block	 R20039 RT QUADRA Grey Sonoma Oak	 R20065 NY QUADRA Dark Mountain Oak	 R20154 RT QUADRA Wellington Oak	 R20231 FG QUADRA Torino Oak nature	 R20256 NY QUADRA Lorenzo Oak
 R20315 NY QUADRA Artisan Oak	 R20349 NY QUADRA Tangram Oak	 R24096 NY QUADRA Beech Crenata	 R30023 VV QUADRA Block Walnut	 R30135 NY QUADRA Okapi Walnut	 R50003 RT QUADRA Clay Sangha Wenge
 R50004 RT QUADRA Natural Sangha Wenge	 R50094 NY QUADRA Nordic Teak	 R55004 RT QUADRA Ponderosa Pine	 S61008 MP QUADRA Black Brazil	 S61011 BR QUADRA Ipanema White	 S61013 BR QUADRA Ipanema Grey
 S62009 BR QUADRA Natural Messina	 S62010 BR QUADRA Antique Messina	 S63009 XM CUBIX Carrara Marble	 S63013 XM CUBIX Trasimeno Basalt	 S63021 XM CUBIX Breccia Paradiso	 S63028 XM CUBIX Nero Portoro
 S63033 XM CUBIX Light Cortona	 S63044 XM CUBIX Caviar Black	 S63045 XM CUBIX India White	 S64011 CR QUADRA Deep Slate	 S66000 MP QUADRA Star Black	 S66012 MS QUADRA Glacial Storm
 S68002 HS QUADRA Astral Quartz Gloss	 S68002 MP QUADRA Astral Quartz	 S68025 MS QUADRA Kings Marble Green	 S68029 SD QUADRA Terrazzo Nero	 S68035 BR QUADRA Quartz Grey	 S68036 XM CUBIX Cento
 S68048 FG QUADRA Abruzzo Colore	 S68049 FG QUADRA Abruzzo Naturale	 S68050 SD QUADRA Calypso	 F73009 BR QUADRA Quartz Stone	 F76026 CR QUADRA Ceramic Rust	 F76028 SX QUADRA Rabac

G	H	I	J
 F76044 XM CUBIX Bellato Grey	 F76083 SX QUADRA Oxyd Grey	 F76142 CR QUADRA Terracotta	

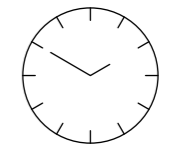
20mm square edged worktops

 R20039 RT SQUARE EDGED Grey Sonoma Oak	 S63009 XM SQUARE EDGED Carrara Marble	 S63013 MS SQUARE EDGED Trasimeno Basalt	 S63021 XM SQUARE EDGED Breccia Paradiso
 S63028 XM SQUARE EDGED Nero Portoro	 S63045 SD SQUARE EDGED India White	 S68050 SD SQUARE EDGED Calypso	 F76044 XM SQUARE EDGED Bellato Grey

40mm square edged worktops

 U11102 XP SQUARE EDGED Chalk	 U12000 XP SQUARE EDGED Volcanic Black	 U12188 XP SQUARE EDGED Light Grey	 U12290 XP SQUARE EDGED Anthracite Grey
 R20154 RT SQUARE EDGED Wellington Oak	 R20315 NY SQUARE EDGED Artisan Oak	 R20347 FG SQUARE EDGED Saloon	 S63035 XM SQUARE EDGED Trebbia Stone

ANY QUESTIONS?
WE LOOK FORWARD TO
HEARING FROM YOU.



24-hour service
Samples available to order
around the clock:
Tel.: +44 (0) 16 25 660 411
Fax: +44 (0) 16 25 617 301
www.duopal.co.uk

Any personal details are only taken
for the requirement of sending out
samples and are not retained on file.

Due to the print reproduction on numerous
decors, may we recommend that you view
large scale images included in this brochure
or visit www.duopal.co.uk, prior to ordering
your worktop.

LARGE SCALE DECOR IMAGES

The decors displayed below are shown in large scale format to highlight the pattern variations and natural effects that these worktops are intended to feature.

40mm post-formed worktops



R20004 VV QUADRA
Natural Oak Block



R20039 RT QUADRA
Grey Sonoma Oak



R20065 NY QUADRA
Dark Mountain Oak



R20154 RT QUADRA
Wellington Oak



R20231 FG QUADRA
Torino Oak nature



R30135 NY QUADRA
Okapi Walnut



R50003 RT QUADRA
Clay Sangha Wenge



R50004 RT QUADRA
Natural Sangha Wenge



R50094 NY QUADRA
Nordic Teak



R55004 RT QUADRA
Ponderosa Pine



R20256 NY QUADRA
Lorenzo Oak



R20315 NY QUADRA
Artisan Oak




R20349 NY QUADRA
Tangram Oak




R24096 NY QUADRA
Beech Crenata




R30023 VV QUADRA
Block Walnut



S61008 MP QUADRA
Black Brazil



S61011 BR QUADRA
Ipanema White



S61013 BR QUADRA
Ipanema Grey



S62009 BR QUADRA
Natural Messina



S62010 BR QUADRA
Antique Messina



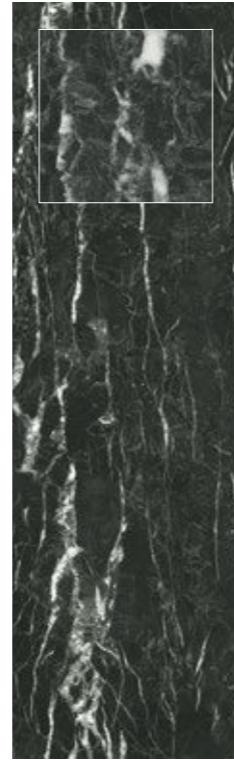
S63009 XM
Carrara Marble **CUBIX**



S63013 XM
Trasimeno Basalt **CUBIX**




S63021 XM
Breccia Paradiso **CUBIX**




S63028 XM
Nero Portoro **CUBIX**




S63033 XM
Light Cortona **CUBIX**



S68002 HS
Astral Quartz Gloss **QUADRA**



S68002 MP
Astral Quartz **QUADRA**



S68025 MS
Kings Marble Green **QUADRA**




S68029 SD
Terrazzo Nero **QUADRA**



S68035 BR
Quartz Grey **QUADRA**




S63044 XM
Caviar Black **CUBIX**




S63045 XM
India White **CUBIX**



S64011 CR
Deep Slate **QUADRA**



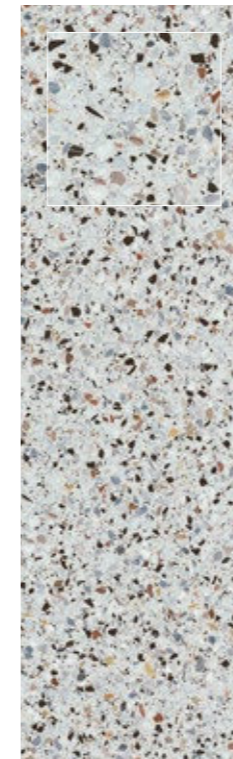
S66000 MP
Star Black **QUADRA**



S66012 MS
Glacial Storm **QUADRA**



S68036 XM
Cento **CUBIX**



S68048 FG
Abruzzo Colore **QUADRA**



S68049 FG
Abruzzo Naturale **QUADRA**



S68050 SD
Calypso **QUADRA**



F73009 BR
Quartz Stone **QUADRA**



F76026 CR
Ceramic Rust

QUADRA



F76028 SX
Rabac

QUADRA



F76044 XM
Bellato Grey

CUBIX



F76083 SX
Oxyd Grey

QUADRA



F76142 CR
Terracotta

QUADRA

20mm square edged worktops



R20039 RT
Grey Sonoma Oak

SQUARE EDGED



S63009 XM
Carrara Marble

SQUARE EDGED



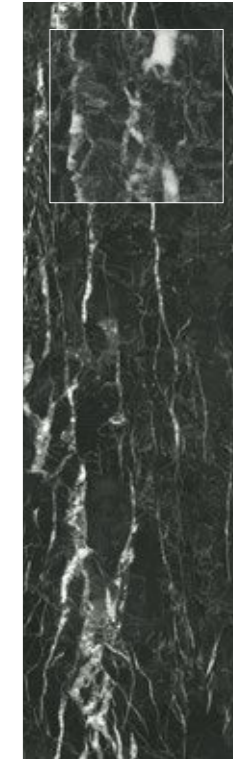
S63013 MS
Trasimeno Basalt

SQUARE EDGED



S63021 XM
Breccia Paradiso

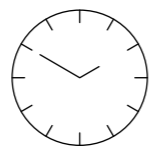
SQUARE EDGED



S63028 XM
Nero Portoro

SQUARE EDGED

ANY QUESTIONS?
WE LOOK FORWARD TO
HEARING FROM YOU.



24-hour service


Samples available to order
around the clock:

Tel.: +44 (0) 16 25 660 411

Fax: +44 (0) 16 25 617 301

www.duopal.co.uk

Any personal details are only taken for the requirement
of sending out samples and are not retained on file.



S63045 SD
India White

SQUARE EDGED



S68050 SD
Calypso


SQUARE EDGED




F76044 XM
Bellato Grey

SQUARE EDGED


40mm square edged worktops



U11102 XP SQUARE EDGED
Chalk



U12000 XP SQUARE EDGED
Volcanic Black




U12188 XP SQUARE EDGED
Light Grey



U12290 XP SQUARE EDGED
Anthracite Grey



R20154 RT SQUARE EDGED
Wellington Oak



R20315 NY SQUARE EDGED
Artisan Oak

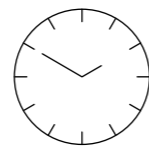


R20347 FG SQUARE EDGED
Saloon



S63035 XM SQUARE EDGED
Trebbia Stone

ANY QUESTIONS?
WE LOOK FORWARD TO
HEARING FROM YOU.



24-hour service

Samples available to order
around the clock:

Tel.: +44 (0) 16 25 660 411

Fax: +44 (0) 1625 617 301

www.duopal.co.uk

Any personal details are only taken for the requirement
of sending out samples and are not retained on file.

AVAILABILITY CHART

Worktops 40mm and 20mm

Decor	Reference	Decor name	Surface texture	Coordinates	Light Reflective Values (LRV)	40mm post-formed	20mm square edged	40mm square edged	HPL MDF Back Panels	HPL Upstands
	U11102	Chalk	XP	G6	0,85			•	•	¹
	U12000	Volcanic Black	XP	H6	0,05			•	•	¹
	U12188	Light Grey	XP	I6	0,58			•	•	¹
	U12290	Anthracite Grey	XP	J6	0,16			•	•	¹
	R20004	Natural Oak Block	VV	A1	0,3	Quadra			•	•
	R20039	Grey Sonoma Oak	RT	B1, G3	0,32	Quadra	•		•	•
	R20065	Dark Mountain Oak	NY	C1	0,1	Quadra			•	•
	R20154	Wellington Oak	RT	D1, G6	0,33	Quadra		•	•	•
	R20231	Torino Oak nature	FG	E1	0,22	Quadra			•	•
	R20256	Lorenzo Oak	NY	F1	0,37	Quadra			•	•
	R20315	Artisan Oak	NY	A2, H7	0,28	Quadra		•	•	•
	R20347	Saloon	FG	I7	0,14			•	•	•
	R20349	Tangram Oak	NY	B2	0,42	Quadra			•	•
	R24096	Beech Crenata	NY	C2	0,39	Quadra			•	•
	R30023	Block Walnut	VV	D2	0,26	Quadra			•	•
	R30135	Okapi Walnut	NY	E2	0,13	Quadra			•	•
	R50003	Clay Sangha Wenge	RT	F2	0,24	Quadra			•	•
	R50004	Natural Sangha Wenge	RT	A3	0,11	Quadra			•	•
	R50094	Nordic Teak	NY	B3	0,58	Quadra			•	•
	R55004	Ponderosa Pine	RT	C3	0,27	Quadra			•	•
	S61008	Black Brazil	MP	D3	0,08	Quadra			•	•
	S61011	Ipanema White	BR	E3	0,25	Quadra			•	•
	S61013	Ipanema Grey	BR	F3	0,23	Quadra			•	•
	S62009	Natural Messina	BR	A4	0,24	Quadra			•	•
	S62010	Antique Messina	BR	B4	0,14	Quadra			•	•
	S63009	Carrara Marble	XM	C4, H3	0,64	Cubix	•		•	•
	S63013	Trasimeno Basalt	MS, XM	D4, I3	0,19	Cubix	•		•	•
	S63021	Breccia Paradiso	XM	E4, J3	0,31	Cubix	•		•	•
	S63028	Nero Portoro	XM	F4, G4	0,11	Cubix	•		•	•
	S63033	Light Cortona	XM	A5	0,44	Cubix			•	•
	S63035	Trebbia Stone	XM	J7	0,52			•	•	•
	S63044	Caviar Black	XM	B5	0,09	Cubix			•	•
	S63045	India White	SD, XM	C5, H4	0,76	Cubix	•		•	•
	S64011	Deep Slate	CR	D5	0,26	Quadra			•	•
	S66000	Star Black	MP	E5	0,08	Quadra			•	•
	S66012	Glacial Storm	MS	F5	0,65	Quadra			•	•
	S68002	Astral Quartz Gloss	HS	A6	0,09	Quadra			•	•
	S68002	Astral Quartz	MP	B6	0,09	Quadra			•	•
	S68025	Kings Marble Green	MS	C6	0,11	Quadra			•	•
	S68029	Terrazzo Nero	SD	D6	0,09	Quadra			•	•
	S68035	Quartz Grey	BR	E6	0,2	Quadra			•	•
	S68036	Cento	XM	F6	0,47	Cubix			•	•
	S68048	Abruzzo Colore	FG	A7	0,44	Quadra			•	•
	S68049	Abruzzo Naturale	FG	B7	0,4	Quadra			•	•
	S68050	Calypso	SD	C7, I4	0,09	Quadra	•		•	•
	F73009	Quartz Stone	BR	D7	0,68	Quadra			•	•
	F76026	Ceramic Rust	CR	E7	0,1	Quadra			•	•
	F76028	Rabac	SX	F7	0,12	Quadra			•	•
	F76044	Bellato Grey	XM	G1, J4	0,46	Cubix	•		•	•
	F76083	Oxyd Grey	SX	H1	0,32	Quadra			•	•
	F76142	Terracotta	CR	I1	0,17	Quadra			•	•

¹ Corresponding decor for upstands is available in XM texture.

COMPACT WORKTOPS

TOUGHNESS MEETS STYLE – UNIQUELY COMBINED IN ONE FASCINATING MATERIAL

A thin worktop with extraordinary properties. With its simple style it reflects the latest trends in interior design.

Extraordinary durability:

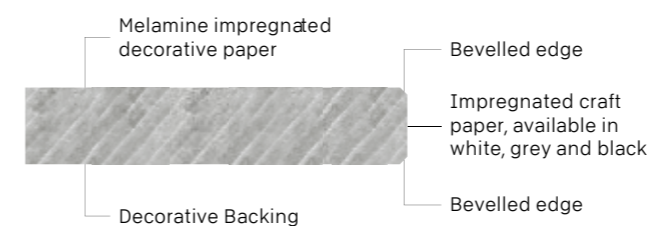
- the highest quality, durable, high-pressure laminate
- self-supporting and non-corrosive
- impact resistant
- resistant to high temperatures and hot steam
- resistant to dirt and coffee, tea and wine stains
- water-resistant throughout

Reliable functionality:

- holds the food safety certificate
- easy to care, suitable for dry and wet cleaning
- resistant to solvents and disinfectants
- easy to process

Timeless elegance:

- exclusive and modern design
- solid core in three colours: white, grey and black
- unique thickness of 12mm
- no additional edging needed



All 12 Duropal Compact Worktops include finished edges as shown in the accompanying image.




Duropal Compact Worktops are ideal for creating draining grooves which must be combined with undermount sinks. Also suitable for use with flush mounted hobs and sinks. Free-form curves are easy to create and no edging required.

Please visit our website for processing instructions: www.duropal.co.uk



DECORS

Compact worktops




AVAILABILITY CHART

Decor	Reference	Decor name	Surface texture	Coordinates	Thickness (mm)	Light Reflective Values (LRV)	HPL MDF Back Panels	HPL Compact Upstands	Core colour
	U11102	Chalk	XP	A1	12	0,85	•	•	
	U12000	Volcanic Black	XP	B1	12	0,05	•	•	
	U12044	Dolphin Grey	XP	C1	12	0,53	•	•	
	S60019	Crick	GR	D1	12	0,25	•	•	
	S63009	Carrara Marble	CM	E1	12	0,64	•	•	
	S63028	Nero Portoro	CM	F1	12	0,11	•	•	
	S63045	India White	CM	A2	12	0,76	•	•	
	S68036	Cento	CM	B2	12	0,47	•	•	
	F76026	Ceramic Rust	GR	C2	12	0,10	•	•	
	F76044	Bellato Grey	CM	D2	12	0,46	•	•	
	F76054	Metallic Brown	GR	E2	12	0,29	•	•	
	F76146	Terrazzo Bronze	XP	F2	12	0,10	•	•	

Due to the print reproduction on numerous decors, may we recommend that you view large scale images included in this brochure or visit www.duopal.co.uk, prior to ordering your worktop.

LARGE SCALE DECOR IMAGES

The decors displayed below are shown in large scale format to highlight the pattern variations and natural effects that these worktops are intended to feature.



HIGH RESISTANCE



DUROPAL WORKTOPS – THE DURABLE CHOICE

Melamine resin is the hardest of all synthetically produced organic materials. This is the reason for the high scratch and wear resistance of Duropal HPL. The high impact resistance of the material is due to the elasticity of phenolic resin. These properties also explain the high resistance of HPL to chemicals and heat. Burning a cigarette on the surface of HPL is one of the quality tests specified in EN 438, which also determines all the other qualities important for the user. However, the bottoms of saucepans and ovenware can become extremely hot and we recommend using a protective pad.

Cleaning and care instructions

A major advantage of Duropal worktops is that the HPL surface makes cleaning so simple. Usually a moist cloth is sufficient, but use washing-up liquid to get rid of any grease. Stubborn dirt can be removed with an organic solvent such as methylated spirits or alcohol. There's nothing easier than cleaning and caring for Duropal worktops.

		Cleaning method
Light stains		dry or damp paper towels, a cloth or sponge
Normal stains	e.g. fat, oil and dirt particles, fingermarks, lime deposits, rust, juice, coffee, tea, wax, blood, universal marker, etc.	dry or damp paper towels, a cloth or sponge
Heavy stains	e.g. discolouration through long exposure to tea, coffee, fruit, juice, etc.	with washing powder (but do not repeat too often)
	e.g. lead pencil, felt-tip pens, marker and ball-point pens, lipstick, crayons, wax, shoe polish, nicotine, nail varnish.	with an organic solvent such as acetone (nail varnish remover), methylated spirits, petroleum spirit, perchloroethene. Read the manufacturer's instructions carefully!
	e.g. paint (water or solvent based paints, two-component paints, spray paints), varnish stains, printing ink	with water or an organic solvent. Remove two-component paints immediately.
	e.g. discolouration through long exposure to tea, coffee, fruit, juice, etc.	with water or organic solvent. Do not allow two-component adhesive to harden!

- Please do not cut or chop directly on the worktop surface – always use a chopping board or worktop saver.
- Always place hot pans, ovenware and irons on a trivet or protective pad to protect the surface from the intense heat which can cause damage to the worktop if placed directly on the surface. The use of abrasive cleaners and pads, corrosive or aggressive cleaning agents should be avoided as they will have a detrimental effect on the worktop surface.
- The use of PVC aprons may possibly affect the durability of the HPL on the post-formed edge of worktops. This could lead to premature wear in high traffic work areas such as in front of the sink and hob.
- Kettles, coffee machines, fryers and any other heat or damp source should not be positioned directly over worktop joints. Constant changes in temperature could cause the joint to move and eventually fail.
- All gloss worktops will scratch and will show scratches more easily. Additional care should be taken accordingly in both usage and installation.
- Cuts and scratches will be noticeable on dark decors and gloss finishes.
- Please ensure that due care is taken to correctly seal the product to prevent moisture ingress.

ACCESSORIES

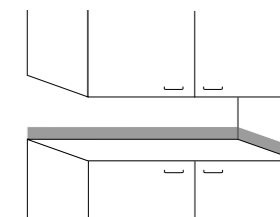


HPL Upstands

Surfaced in genuine Duropal high-pressure laminate produced with P3 moisture resistant chipboard core and available in the following size:

- 4,100x120x9mm nominal, 3mm post-formed radius

An ideal finishing touch for your Duropal high-pressure laminate post-formed and square edged worktops offering another cost-efficient and hygienic alternative to tiling.

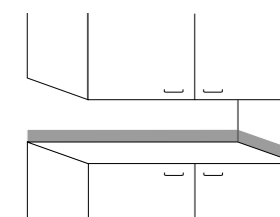


Duropal HPL Compact Upstands

Duropal HPL Compact Upstands are available in the following size:

- 4,100x120x12mm (top edge bevelled)

This accessory offers an affordable and hygienic alternative to wall tiling. Available to match the 12 decors in the Duropal Compact Worktop range.



HPL MDF Back Panels

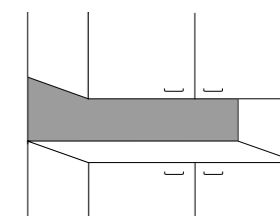
Consisting of an 8mm E1 medium density fibreboard (MDF) core surfaced with genuine Duropal high-pressure laminate manufactured to EN 438.

Available to match all decors:

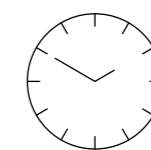
Worktop decors:

- 4,100x640x9.2mm nominal (8mm MDF core)

Please ensure that due care is taken to correctly seal the product to prevent moisture ingress.



ANY QUESTIONS?
WE LOOK FORWARD TO
HEARING FROM YOU.



24-hour service

Samples available to order
around the clock:

Tel: +44 (0) 1625 660 411

Fax: +44 (0) 1625 617 301

www.duropal.co.uk

Any personal details are only taken for the requirement
of sending out samples and are not retained on file.

DIMENSIONS

40mm post-formed

4,100x600x40mm post-formed 1 long edge (worktop)
 4,100x670x40mm post-formed 2 long edges (breakfast bar)
 4,100x900x40mm post-formed 2 long edges (breakfast bar)

20mm square edged

4,100x640x20mm
 4,100x900x20mm

40mm square edged

4,100x640x40mm
 4,100x900x40mm

12mm compact

4,100x640x12mm
 4,100x950x12mm
 4,100x1,300x12mm

HPL Upstands

4,100x120x19mm nominal thickness
 (3mm post-formed radius)

HPL Compact Upstands

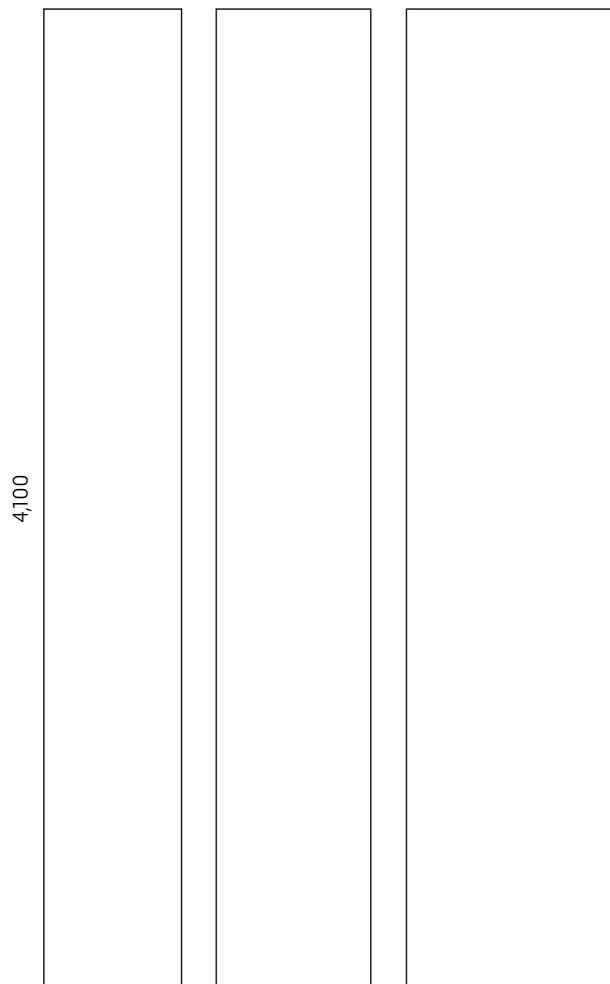
4,100x120x12mm nominal thickness

HPL MDF Back Panels

4,100x640x9.2mm


40mm post-formed

600 670 900



20mm square edged/ 40mm square edged

640 900



12mm compact

640 950 1,300




HPL Upstands/ HPL Compact Upstands

120



HPL MDF Back Panels

640



SURFACE TEXTURES

- in a wide variety of decors
- ranging from smooth Enhanced Semi Matt (MS) through to extravagant mirror gloss finish (HS) and everything in between



BR Brightstone

Fine gloss spots and a certain roughness of sandstone lives in the structure Brightstone. The texture is especially suitable for horizontal use in stone reproductions.



CM

Supermatt (CM) complements the extensive range of matt structures. Uniform and with a soft appearance, CM offers an even greater matt alternative to Semi Matt (SM / MS). Compared to Semi Matt, the puristice Supermatt has a reduced gloss level with a comparable soft, silky appearance.



CR Corrosio

The rough, lively material structure Corrosio looks like corroded metal. An overall matt effect broken up with sharp-edges, but also softer uneven areas, it is complemented by the shimmering silk-matt background. Directional yet universal, Corrosio can be used with almost all material and stone decors.



FG Fine Grain

Fine Grain has a fine texture and evokes an association with ceramics and stoneware. Wood becomes tangible, gets a softer feel and a natural impression. The visual matt appearance is supported by its tactile appeal.



GR Solid Granite

This rugged but uniform stone structure is impressive due to its great depth. Solid Granite (GR) is sharp and precise in every detail. Fine differences in height, subtle elevation breaks and the silky matt surface give an authentic and high quality impression. Classic fine structured stones, artificial stones and concrete can be impressively combined with Solid Granite.



HS Enhanced High Gloss

High Gloss: This sophisticated, well-proportioned high gloss texture gives the highest elegance to classic wood- or stone decors. The particularly high gloss level of this texture is in a class of its own. Enhanced High Gloss: High gloss with improved abrasion resistance in HPL (only for selected decors).



MP Miniperl

This classic, directionless pearl structure with a medium gloss level is particularly resistant to mechanical stress and can be used universally for numerous applications and with all decor types.



MS Enhanced Semi Matt

Semi Matt: As a classical, semi matt surface texture, this structure can be used universally. The name says it all: silky and pleasant to the touch. Enhanced Semi Matt: Matt structure with improved abrasion resistance for HPL.



NY Natural Wood

Naturalness and precision characterise this delicate wood structure. The fine surface texture looks freshly sanded. The pores appear irregular and linear. Their different depth and edge sharpness make them look extremely authentic. Natural Wood can be universally applied to many fine-pored woodgrains. It perfectly accentuates the Scandinavian style, but also exotic- or fruit woods are given a new feel with this structure.



RT Rustic Wood

The depth and expression of this structure give striped woodgrains a sporty look. The gloss-matt effect and the natural irregularity of the grain make woodgrains look very authentic.




SD Sandpearl

The sandy pearl structure is homogeneous and multi-directional, the fine grain is sharp-edged and precise. The both matt and delicate surface has a modern and well-balanced appearance. It can therefore be used universally for almost all decors.




SX Stucotex

This modern structure with numerous material properties is like a chameleon. The craftsmanship of the material is emphasised by the matt, rough feel; momentum and generosity caused by a subtle brush stroke, which gains depth by the glossiness.




VV Top Velvet

Top Velvet is a fine parchment structure and is universally applicable. The restrained gloss-matt effect and its discreet parchment gives class and elegance to all directionless decors.



XM XTreme Matt

XTreme Matt impresses with a surface of unprecedented colour transparency and depth – and a pleasantly warm, velvety soft feel. Although the matt, low-reflection surface looks particularly elegant, its texture is durable, resistant and easy to clean. The warm, “soft” surface invites you to touch it – and remains resistant to fingerprints or traces of grease.



XP XTreme plus

XTreme plus is an attractive matt surface with anti-fingerprint properties. XP impresses with its velvety soft feel and delicate appearance. The structure is extremely durable and easy to clean, making it perfect for horizontal, heavy duty applications.

HYGIENE PRODUCTS

ANTIMICROBIAL SURFACES

HEALTH PROTECTION AS STANDARD!

Antimicrobial surface treatment with Pfleiderer products.

For special hygienic requirements, simply rely on materials that actively contribute to health protection. In this way, you reduce the risk for people to become infected with pathogens via surfaces.

PFLEIDERER HYGIENE PRODUCTS

Standard surfaces¹ (e.g. Duropal HPL)

- 24 h antimicrobial effect (according to JIS Z 2801 / ISO 22196)

¹ not as Duropal XTreme (XM) and Duropal Element XTreme (XM)

